

2016 Washington NIBRS Submission Agencies

PASCO PD

Franklin County

Population: Months Reported:

70,568

12

Offense Overview

Offense Total	4,314
# of Cleared Offense	1,756
Percent Cleared	40.7%

Group A Arrest Overview

Arrest Total	1,655
Adult Arrest Total	1,381
Juvenile Arrest Total	274

Group A Offenses	Reported 2015	Reported 2016	% of Change	Crime Rate per 1,000	Total Arrests	DV Offense Totals
Murder	3	2	-33.3%	0.0	0	0
Manslaughter	0	0		0.0	0	0
Rape	21	25	19.0%	0.4	8	3
Sodomy	2	1	-50.0%	0.0	0	0
Sexual Assault w/Object	2	0	-100.0%	0.0	0	0
Fondling	78	76	-2.6%	1.1	8	2
Aggravated Assault	95	86	-9.5%	1.2	74	39
Simple Assault	571	554	-3.0%	7.9	383	346
Intimidation	116	87	-25.0%	1.2	28	23
Kidnapping	22	3	-86.4%	0.0	3	2
Incest	2	1	-50.0%	0.0	1	0
Statutory Rape	2	5	150.0%	0.1	10	0
Human Trafficking	0	0		0.0	0	0
Violation of No Contact/Protect.	205	198	-3.4%	2.8	149	143
Robbery	40	34	-15.0%	0.5	16	5
Burglary	306	308	0.7%	4.4	66	9
Larceny Theft	1,079	1,173	8.7%	16.6	282	9
Motor Vehicle Theft	135	217	60.7%	3.1	16	1
Arson	32	17	-46.9%	0.2	2	0
Destruction of Property	573	687	19.9%	9.7	132	0
Counterfeiting/Forgery	41	59	43.9%	0.8	11	0
Fraud	209	184	-12.0%	2.6	6	0
Embezzlement	3	2	-33.3%	0.0	0	0
Extortion/Blackmail	1	2	100.0%	0.0	0	0
Bribery	0	0		0.0	0	0
Stolen Property Offenses	30	61	103.3%	0.9	72	0
Animal Cruelty	0	5		0.1	1	0
Drug/Narcotic Violations	270	323	19.6%	4.6	289	0
Drug Equipment Violations	98	110	12.2%	1.6	63	0
Gambling Offenses	0	0		0.0	0	0
Pornography	3	7	133.3%	0.1	0	0
Prostitution	11	8	-27.3%	0.1	18	0
Weapon Law Violations	69	79	14.5%	1.1	17	0
Grand Total	4,019	4,314	7.3%	61.1	1,655	582



WASPC

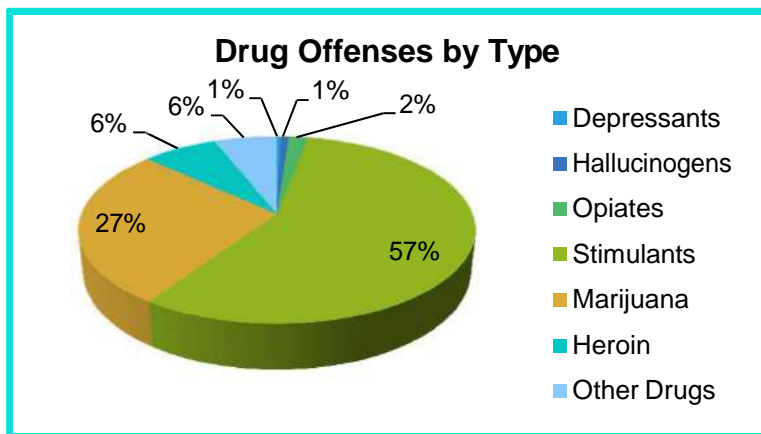
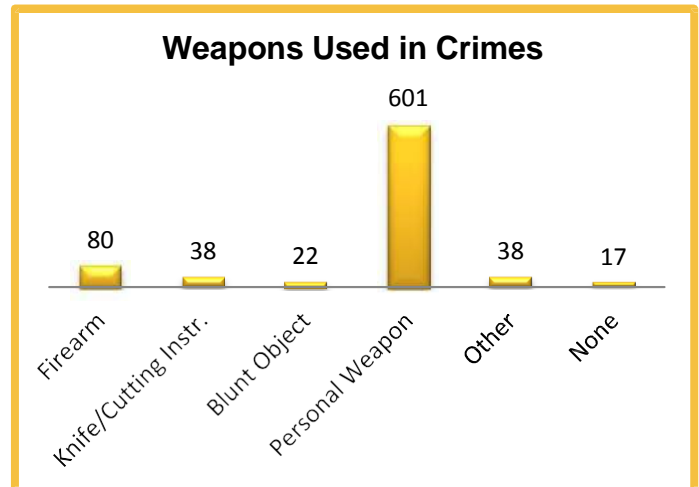
2016 Washington NIBRS Submission Agencies

PASCO PD

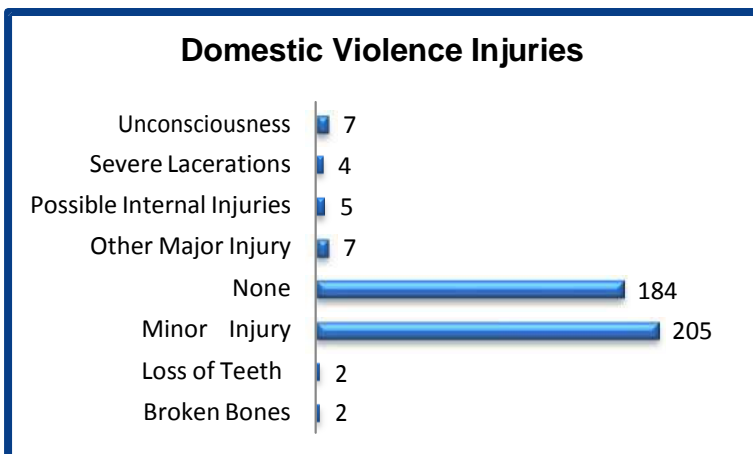
Continued

2016 Group B Arrests

Offense	Adult	Juvenile
Bad Checks	3	0
Curfew/Vagrancy	9	1
Disorderly Conduct	96	19
Drunkenness	0	0
DUI	141	0
Family Offenses	3	0
Liquor Law Violations	21	9
Peeping Tom	1	0
Trespass	194	4
All Other Offenses	312	34
Total	780	67



2016 Property Values by Type



Type	Value
Seized	\$17,304
Burned	\$38,008
Counterfeited/Forged	\$19,603
Destroyed/Damaged	\$308,617
Recovered	\$1,438,225
Stolen	\$2,604,936
Total	\$4,426,693



