



**CONSOLIDATED ANNUAL
PERFORMANCE
EVALUATION REPORT
2017**

**CITY OF PASCO
WASHINGTON**

March 31, 2018, Version 2
Dated 3.19.2018

Table of Contents

CR-05 - Goals and Outcomes	3
CR-10 - Racial and Ethnic composition of families assisted.....	6
CR-15 - Resources and Investments 91.520(a)	7
CR-20 - Affordable Housing 91.520(b)	9
CR-25 - Homeless and Other Special Needs 91.220(d, e); 91.320(d, e); 91.520(c)	11
CR-30 - Public Housing 91.220(h); 91.320(j)	12
CR-35 - Other Actions 91.220(j)-(k); 91.320(i)-(j).....	13
CR-40 - Monitoring 91.220 and 91.230.....	17

CR-05 - Goals and Outcomes

Progress the jurisdiction has made in carrying out its strategic plan and its action plan. 91.520(a)

This could be an overview that includes major initiatives and highlights that were proposed and executed throughout the program year.

The City of Pasco conducted activities during the 2017 program year to increase and preserve affordable housing choices, support community, neighborhood, and economic development efforts, and support homeless intervention and public service activities. The City managed or implemented each activity in a manner consistent with the certifications presented in the PY2017 Annual Action Plan, including: Affirmatively furthering fair housing; Following an anti-displacement and relocation plan; Providing a drug-free workplace; Ensuring no federal funds were used for lobbying; and Implementing activities that are consistent with all components of the 5-Year Consolidated Plan. Overall, the City of Pasco meets the 2015-2019 Consolidated Plan and 2017 Annual Action Plan goals and objectives. The City has demonstrated measurable progress in all of the Consolidated Plan programs and projects. Highlights include:

Affordable housing activities utilized \$84,372.97, 18.49% of total funds in 2017 to sustain or improve the quality of existing affordable housing stock. Activities included rehabilitation of housing, eligible code enforcement tasks, energy efficiency/ weatherization improvements, removal of spot blight conditions, and ADA improvements. Activities increase community awareness of lead-paint hazards and assist with testing for lead hazards. HOME funded activities (reported by the City of Richland) provide homeownership opportunities through such activities as gap financing, downpayment assistance and infill ownership.

Economic Development Activities utilized \$169,291.29 in CDBG funds approximately 37.10% to support for businesses that create jobs for lower-income residents and/or businesses that provide essential services to lower-income neighborhoods or provide stability to at-risk or blighted areas through activities such as facade improvements and support for micro-enterprises. Funds may support activities that improve the skills of the local workforce, including those with special needs.

Homeless interventions/public service activities utilized \$90,000, or 19.73% in CDBG funds to support public services that respond to the immediate needs of persons in crisis and that support regional efforts to meet the basic living needs of lower-income households and individuals including persons with special needs, seniors, and disadvantaged youth.

Comparison of the proposed versus actual outcomes for each outcome measure submitted with the consolidated plan and explain, if applicable, why progress was not made toward meeting goals and objectives. 91.520(g)

Categories, priority levels, funding sources and amounts, outcomes/objectives, goal outcome indicators, units of measure, targets, actual outcomes/outputs, and percentage completed for each of the grantee’s program year goals.

Goal	Category	Source / Amount	Indicator	Unit of Measure	Expected – Strategic Plan	Actual – Strategic Plan	Percent Complete	Expected – Program Year	Actual – Program Year	Percent Complete
Community, neighborhood and economic development	Non-Housing Community Development	CDBG: \$623895	Public Facility or Infrastructure Activities other than Low/Moderate Income Housing Benefit	Persons Assisted	47655	35360	74.20%	23535	25	0.11%
Community, neighborhood and economic development	Non-Housing Community Development	CDBG: \$623895	Facade treatment/business building rehabilitation	Business	3	1	33.33%			
Community, neighborhood and economic development	Non-Housing Community Development	CDBG: \$623895	Jobs created/retained	Jobs	30	24	80.00%	12	16	133.00%
Community, neighborhood and economic development	Non-Housing Community Development	CDBG: \$623895	Businesses assisted	Businesses Assisted	30	26	86.67%	0	11	
Community, neighborhood and economic development	Non-Housing Community Development	CDBG: \$623895	Housing Code Enforcement/Foreclosed Property Care	Household Housing Unit	2500	1507	60.28%			
Homeless interventions and public services	Homeless Non-Homeless Special Needs	CDBG: \$90000	Public service activities other than Low/Moderate Income Housing Benefit	Persons Assisted	15000	143845	958.97%	72610	72210	99.45%

Goal	Category	Source / Amount	Indicator	Unit of Measure	Expected – Strategic Plan	Actual – Strategic Plan	Percent Complete	Expected – Program Year	Actual – Program Year	Percent Complete
Increase and preserve affordable housing choices	Affordable Housing	CDBG: \$48000	Homeowner Housing Rehabilitated	Household Housing Unit	10	1	10.00%	0	1	
Increase and preserve affordable housing choices	Affordable Housing	CDBG: \$48000	Housing Code Enforcement/Foreclosed Property Care	Household Housing Unit	0	0		500	2500	500.00%

Table 1 - Accomplishments – Program Year & Strategic Plan to Date

Assess how the jurisdiction’s use of funds, particularly CDBG, addresses the priorities and specific objectives identified in the plan, giving special attention to the highest priority activities identified.

The goals and strategies are designed to provide a framework for action in undertaking housing and community development activities over the five year period. Goals describe priority areas for overall improvement in Pasco. Strategies describe the general methods that the entitlement communities will employ to positively impact living and working conditions. Objectives detail the specifics of the strategies, the tools that will be used to implement the strategies, populations and areas that will be targeted, and performance indicators to track progress in meeting the goals.

Due to HUD’s recent monitoring, new policies and practices related to public services and public facilities have been implemented by the City of Pasco. As a result of these changes in policies and procedures, achievements and goals will be documented, tracked, and monitored more efficiently. The City feels that these changes result in more accurate reporting in line with HUD’s guidance.

Activities funded by the City of Pasco during the 2017 program year addressed the priorities established in the Tri-Cities 2015-2019 Consolidated Plan, which were drawn from an analysis of the needs and resources identified through the planning process.

CR-10 - Racial and Ethnic composition of families assisted

Describe the families assisted (including the racial and ethnic status of families assisted).

91.520(a)

	CDBG
White	609
Black or African American	6
Asian	5
American Indian or American Native	2
Other: Multi-racial	4
Total	626
Hispanic	64
Not Hispanic	562

Table 2 – Table of assistance to racial and ethnic populations by source of funds

Narrative

Information on income by family size is required for the CHIP rehabilitation program and PSK technical assistance low-mod jobs created. Income information is reported for the Senior Center public service project, although, it is not required for presumed benefit.

Activities based on area benefit do not report race and ethnicity demographics on this table. Information on race and ethnicity is available at the 2016 American Community Survey link below: https://factfinder.census.gov/faces/nav/jsf/pages/community_facts.xhtml.

CR-15 - Resources and Investments 91.520(a)

Identify the resources made available

Source of Funds	Source	Resources Made Available	Amount Expended During Program Year
CDBG	CDBG	711,738.40	456,268.91

Table 3 - Resources Made Available

Narrative

Program year 2017 activities utilized CDBG funds \$285,099.48 and prior year activities utilized \$170,686.91 for total funds used \$456,268.91.

Identify the geographic distribution and location of investments

Target Area	Planned Percentage of Allocation	Actual Percentage of Allocation	Narrative Description

Table 4 – Identify the geographic distribution and location of investments

Narrative

Leveraging

Explain how federal funds leveraged additional resources (private, state and local funds), including a description of how matching requirements were satisfied, as well as how any publicly owned land or property located within the jurisdiction that were used to address the needs identified in the plan.

CDBG funds leveraged additional federal, state and local funding resources to support affordable housing, community and economic development, and Homelessness Prevention/Non-Homeless Special Needs projects. Total resources from other funding sources totaled over \$250,652.46. Private investments were also encouraged in economic development and affordable housing projects.

CR-20 - Affordable Housing 91.520(b)

Evaluation of the jurisdiction's progress in providing affordable housing, including the number and types of families served, the number of extremely low-income, low-income, moderate-income, and middle-income persons served.

	One-Year Goal	Actual
Number of homeless households to be provided affordable housing units		
Number of non-homeless households to be provided affordable housing units		
Number of special-needs households to be provided affordable housing units		
Total		

Table 5 – Number of Households

	One-Year Goal	Actual
Number of households supported through rental assistance		
Number of households supported through the production of new units		
Number of households supported through the rehab of existing units		1
Number of households supported through the acquisition of existing units		
Total		1

Table 6 – Number of Households Supported

Discuss the difference between goals and outcomes and problems encountered in meeting these goals.

There were five (5) applications received in 2017 for rehabilitation of existing units, three were approved. Construction began in 2017 and is expected to be completed and drawn in 2018.

Discuss how these outcomes will impact future annual action plans.

More applications were received than funding available. In the future, more funds will be requested for the rehabilitation program.

Include the number of extremely low-income, low-income, and moderate-income persons served by each activity where information on income by family size is required to determine the eligibility of the activity.

Number of Households Served	CDBG Actual
Extremely Low-income	277
Low-income	237
Moderate-income	95
Total	609

Table 7 – Number of Households Served

Narrative Information

Information on income by family size is required for the CHIP rehabilitation program and PSK technical assistance low-mod jobs created. Income information is reported for the Senior Center public service project, although not required for presumed benefit.

CR-25 - Homeless and Other Special Needs 91.220(d, e); 91.320(d, e); 91.520(c)
Evaluate the jurisdiction's progress in meeting its specific objectives for reducing and ending homelessness through:

Reaching out to homeless persons (especially unsheltered persons) and assessing their individual needs

The City of Pasco is committed to supporting various activities outlined in the Consolidated Plan to strengthen and coordinate actions with housing, non-profit and economic development agencies. Staff continues to be an active member of the Benton Franklin Housing Continuum of Care to assist in the coordination of government agencies, nonprofit organizations, housing developers, social service providers, and continuum of care providers to meet the needs of the homeless.

The City of Pasco staff participates in annual the point in time count and serves on the Continuum of Care Board. Outside of these activities, the City did not reach out to any unsheltered homeless persons or assess their individual needs.

Addressing the emergency shelter and transitional housing needs of homeless persons

The City supports the activities of community efforts to house individuals transitioning out of homelessness. The City does not have capacity to provide supportive managed care and subsidized rent helping clients to achieve self-sufficiency. The City continues to seek funding sources with which to continue providing assistance to non-profits for transitional housing projects.

Helping low-income individuals and families avoid becoming homeless, especially extremely low-income individuals and families and those who are: likely to become homeless after being discharged from publicly funded institutions and systems of care (such as health care facilities, mental health facilities, foster care and other youth facilities, and corrections programs and institutions); and, receiving assistance from public or private agencies that address housing, health, social services, employment, education, or youth needs

Except for involvement with the Continuum of Care Group, the City did not provide assistance any low-income individuals or families avoid becoming homeless, that are being discharged from publicly funded institutions or receiving assistance from public or private agencies this program year.

Helping homeless persons (especially chronically homeless individuals and families, families with children, veterans and their families, and unaccompanied youth) make the transition to permanent housing and independent living, including shortening the period of time that individuals and families experience homelessness, facilitating access for homeless individuals and families to affordable housing units, and preventing individuals and families who were recently homeless from becoming homeless again

Same as above.

CR-30 - Public Housing 91.220(h); 91.320(j)

Actions taken to address the needs of public housing

The City does not directly manage public housing. Public housing efforts are managed and implemented by the Housing Authority of Franklin County. To the furthest extent that it makes sense, the City works with the Housing Authority to analyze data to understand the public housing needs in Pasco.

In the Tri-Cities, public housing authorities facilitate tenant councils in their respective jurisdictions. These public housing authorities actively support self-sufficiency for Section 8 and other program clients and actively market their assistance programs to private landlords and property management firms. As in most areas, public housing authority waiting lists in the Tri-Cities are unable to match the need for housing to the supply of vouchers or public housing units. Waiting lists are open year-round, with preferences and eligibility criteria established separately by each PHA as allowed by federal regulation.

Housing Authority of City of Pasco and Franklin County (HACPFC) has 280 public housing, 318 Housing Choice Vouchers (Section 8), public housing units and 68 project based affordable units for household income between 50-80% AMI. Varney Court development provides 38 units for agricultural workers whose income is less than 50% AMI. The project utilized 4% tax credits to finance the development, however, they are not subsidized. In total, HACPFC has 598 subsidized units (public housing and Section 8 vouchers) which are targeted for individuals with less than 30% AMI, and 106 affordable units which are unsubsidized. Funding cuts for Section 8 has resulted in HACPFC only being able to provide assistance for 275 families with section 8 vouchers.

The public housing stock owned by the PHA is generally in very good overall condition. Regular improvements are generally made through their own funding as well as a variety of HUD Public Housing Grant Programs available for modernization, safety/security measures, rehabilitation and other operating issues. Public housing units range from scattered site, multi-family duplexes to multi-family apartment complexes.

All rental properties in Pasco are required to be licensed annually and inspected bi-annually for compliance with minimum housing standards per the International Property Maintenance Code. Public Housing and Section 8 properties are inspected and certified by HUD inspectors and with properties inspected through the Rental Inspection Program. Through this program, many affordable rental units have been returned to the market, increasing the stock of safe, decent and affordable housing.

Actions taken to encourage public housing residents to become more involved in management and participate in homeownership

The City funds several public services projects that provide training and education to low-income residents in regard to self-sufficiency, tenant rights, and homeownership options. The Pasco Day Labor Center is a project that provides such services and is funded with City General Funds. Centro Legal de la Raza and Eden Council for Hope and Opportunity are projects funded with CDBG.

Actions taken to provide assistance to troubled PHAs

CR-35 - Other Actions 91.220(j)-(k); 91.320(i)-(j)

Actions taken to remove or ameliorate the negative effects of public policies that serve as barriers to affordable housing such as land use controls, tax policies affecting land, zoning ordinances, building codes, fees and charges, growth limitations, and policies affecting the return on residential investment. 91.220 (j); 91.320 (i)

Actions taken to address obstacles to meeting underserved needs. 91.220(k); 91.320(j)

The need for affordable housing and community development and quality of life serves in order to assist low and moderate-income individuals, families and neighborhoods is tremendous. The greatest obstacle in meeting underserved needs is funding. While the City has programs in place to address the underserved needs, the amount of funding available for additional programs is insufficient to produce outcomes that ensure a full range of decent housing and suitable living environments.

The City funds a number of CDBG activities that benefit its citizens by provided rehabilitation to homeowners through the Owner Occupied Rehabilitation program and accessibility modifications through the Volunteer Chore Services program. Additionally, the City funds community, economic, and neighborhood projects. Projects include improve neighborhood parks which enhance the livability of the neighborhood and the removal of architectural barriers that limit seniors and disabled from accessing City services.

Non-homeless Special Needs

The City of Pasco partners with and supports various housing efforts of local non-profit and public housing agencies with respect to supportive needs of non-homeless as opportunities arise. Many resources responding to the needs of the homeless and non-homeless are identified in local resource guidebooks for low-income and homeless persons. More community resources and services can be accessed by calling “**2-1-1 Get Connected**” and through internet connection at www.4people.org.

The City of Pasco continued to support the efforts of various non-profit agencies, housing authorities and Community Housing Development Organizations to provide affordable housing opportunities for special needs populations. Priority is given by Benton Franklin CAC Energy Efficient Healthy House Program to those homes occupied by vulnerable populations, such as elderly or disabled homeowners and renters. City staff will be available to assist in identifying potential funding sources, provide technical assistance within staff capacity, and remain receptive to forming partnerships with other entities to assure vulnerable populations are able to reside in decent, safe housing.

The Pasco Senior Center has numerous programs to serve the elderly and disabled, including a foot care program, health screening and nutrition programs.

Detox Center, which is located in Pasco, serves the Tri-City area and a number of other facilities providing specialized services to the non-homeless persons in need in the area of Benton and Franklin Counties.

LaClinica, a medical, dental and housing clinic located in Pasco, provides an assortment of services to the elderly and low/mod income persons. CDBG and CHDO funding is offered to this organization on a regular basis covering a number of needs, primarily in the area of housing.

Reduce the Incidence of Homelessness

The City of Pasco continues to support the bi-county Housing Continuum of Care network responsible for implementing the 10-Year Homeless Housing Plan to reduce homelessness by 50 percent within the next 10 years. Pasco will continue to be supportive of non-profit and housing agencies efforts to apply for McKinney-Vento, THOR, and other funding resources to assist homeless families and individuals with transitional and permanent and supportive housing.

Specific HOPWA Objectives

The City of Pasco does not receive HOWPA funds; however, the following information has been compiled and reported on by the Benton Franklin counties Department of Human Services through the bi-county Housing Continuum of Care Task Force.

Actions taken to reduce lead-based paint hazards. 91.220(k); 91.320(j)

Applicants for the down-payment assistance program are provided with “Protect Your Family from Lead in Your Home” pamphlet and “Renovate Right” is provided to all Homeowner Rehabilitation applicants. This benefits lower-income households that would qualify for housing programs. Information is also made available to the general public and contractors visiting city offices and via links on city websites.

The City of Pasco will also continue to reduce the cost burden to lower income households by paying for extensive testing to identify lead hazards and assure compliance after remediation work. This will be accomplished by granting the costs of lead-based paint inspections, risk assessments, and one clearance exam for persons assisted by the Homeowner Rehabilitation Program using CDBG funds.

Actions taken to reduce the number of poverty-level families. 91.220(k); 91.320(j)

Several activities were undertaken in 2017 to decrease cost-burdens for lower income people, such as the various housing programs offered by the City of Pasco and the Tri-Cities HOME Consortium including Down Payment Assistance Program, and various public/social service programs such as life skills training

The City of Pasco actively supports economic development projects to create and retain jobs, provide education or training to enable people to become self-sufficient, and improve economic opportunity to work at living wage jobs.

Activities in 2017 that addressed urgent priority community needs in the downtown business overlay district were provided through the Pasco Specialty Kitchen (a certified commercial kitchen incubator) providing technical assistance to microenterprise businesses, the Façade Improvement Program to improve the appearance of downtown businesses, and projector installation for the Pasco High School Commercial Foods Academy, Culinary Arts class to employ all available expertise to improve economic conditions in Pasco.

Address three urgent priority community needs in the downtown business overlay district through the Pasco Specialty Kitchen (a certified commercial kitchen incubator), the Façade Improvement Program will employ all its expertise to improve economic conditions in Pasco.

Supported the efforts of various non-profit agencies, housing authorities and CHDO's to provide affordable housing opportunities for special needs populations. Rehabilitation priority is given by the by Benton Franklin CAC Energy Efficient Healthy House Program to those homes occupied by vulnerable populations, such as elderly or disabled homeowners and renters.

Continued support for very low-income seniors and disabled households by reducing water bills. Discounts for electricity and refuse are also offered by Franklin Public Utility District (PUD) and Basin Disposal.

Actions taken to develop institutional structure. 91.220(k); 91.320(j)

The City of Pasco is committed to supporting various activities outlined in the Consolidated Plan to strengthen and coordinate actions with housing, non-profit and economic development agencies. Staff continues to be an active member of the Benton Franklin Housing Continuum of Care to assist in the coordination of government agencies, nonprofit organizations, housing developers, social service providers, and continuum of care providers to meet the needs of the homeless.

The cities participate in cross-jurisdictional efforts. This includes participation in the Benton Franklin Continuum of Care, Benton Franklin Human Services Department, involvement with Housing Authorities, and continued efforts to foster cooperation among government agencies, nonprofit organizations, housing developers, social service providers, local businesses and continuum of care provides to meet the needs of the homeless.

While the City of Richland is the lead entity, it relies heavily on the staff of the other two cities for support in the HOME program. One of the strengths of the Consortium is the close working relationship between the cities in general as well as between the departments charged with administering the HUD programs. In turn, agencies such as Benton Franklin Community Action Connections, TRIDEC, the Benton Franklin Continuum of Care, Benton Franklin Council of Governments, Housing Authorities and several nonprofit agencies work in all three cities, improving the effectiveness of coordination and efficiencies. The fact that the three cities are in close proximity, with common issues and opportunities, provides a base for cooperation. The Consortium also hold regular meetings to discuss improving internal policies, best practices and written agreements.

Actions taken to enhance coordination between public and private housing and social service agencies. 91.220(k); 91.320(j)

City of Richland CDBG and Tri Cities Consortium staff coordinate with a variety of public and private housing and social service agencies during the planning, project proposal, and implementation stages of programs through the citizen participation process.

Staff of the cities and representatives of nonprofit services and housing agencies participate on committees crossing jurisdictional lines. This includes involvement in the Continuum of Care planning efforts undertaken by Benton Franklin Human Services, a joint County agency, to oversee reducing homelessness in the counties. Richland continues to work with other community liaisons to encourage cooperation and sharing of information to identify existing resources that might be available to meet community needs.

There is also a close working relationship with the Housing Authorities, some of whom have benefited from CDBG and/or HOME funds for assisted housing development activities and whose residents have benefitted from public services delivered by the area's nonprofit agencies.

A limitation on cooperative efforts is the lack of new federal resources available for programs.

Identify actions taken to overcome the effects of any impediments identified in the jurisdictions analysis of impediments to fair housing choice. 91.520(a)

The Fair Housing Act and the CDBG and HOME Program rules pertaining to non-discrimination follow a history in the United States' affirmation of various civil right of its citizenry. The core principles of fairness and anti-discrimination are rooted in the Constitution and its Amendments, and a series of milestone civil rights laws that have further honed the concept of fairness in governmental and private actions. These laws were made not only to govern the individual citizen's actions, but also to establish the same standards of fairness and accountability for governmental actions.

The Analysis of Impediments to Fair Housing is a required document for Community Development Block Grant (CDBG) and HOME entitlement jurisdictions. It has become the basis for identifying specific patterns of violation of the Fair Housing Act and other laws, civil rights rules and regulations which occur in a local jurisdiction. Once partners are identified, communities can design effective strategies and goals to address fair housing problems. The general content of this Analysis of Impediment to Fair Housing includes:

1. Identification of Fair Housing laws and rules.
2. A discussion of what constitutes fair housing violations and impediments.
3. Discussion of the fair housing complaint processes and investigation protocol.
4. An overview of the Tri-Cities demographic profiles including income, population attributes, economic conditions, and general housing market conditions. Data from a variety of sources including local mortgage lending performance, complaint data, etc.
5. Review of local permitting and housing codes as well as housing program rules and practices, and local government practices which impact housing. Identification of specific goals and actions to address identified impediments as well as ways to affirmatively further fair housing in the area.

Pasco continues to expand and support activities that affirmatively further fair housing by implementing the recommended actions of the *Analysis of Impediments to Fair Housing Plan*. In 2017, the City of Pasco actively supported fair housing by partnering with local service providers to provide additional counseling for first time homebuyers, posting National Fair Housing Alliance (NFHA) posters in English and Spanish in various locations, and post Fair Housing information on the City's website at <http://www.pasco-wa.gov/index.aspx?NID=187>. The City employs bi-lingual staff that is available to assist the public with many of their housing and other needs, and participates in the Language Line.

CR-40 - Monitoring 91.220 and 91.230

Describe the standards and procedures used to monitor activities carried out in furtherance of the plan and used to ensure long-term compliance with requirements of the programs involved, including minority business outreach and the comprehensive planning requirements

In the past few years, the City of Pasco has experienced the largest growth in investment, housing, and new business in the history of the City. The City of Pasco's strategies have made positive impacts toward providing decent housing and a major improvement to a suitable living environment for low and moderate income persons.

The activities and strategies implemented by the City of Pasco have made positive impacts toward providing decent housing and improving the living environment for low- and moderate-income persons. Creation of economic solutions and jobs is also positive. Overall, the City of Pasco has carried out the objectives adopted in its 2015 Annual Plan and the 2015-2019 Consolidated Plan.

The City of Pasco is responsible for monitoring the CDBG program subrecipients to ensure compliance with all federal, state and local rules, regulations and laws. In 2015, the Block Grant Administrator monitored subrecipient activities through phone conversations, written correspondence, desk monitoring, and on-site monitoring. Any activity determined to be "high risk" receives additional monitoring and on-site visits. Technical assistance is offered throughout the year, to new and existing subrecipients. Subrecipients are required to provide written quarterly reports to identify progress made in the program, and how funds have been used. At the end of each year, a final recap report is submitted to assist in analyzing strengths and weaknesses of the activity. The City continues efforts to effectively monitor and report accomplishments of the CDBG and HOME activities.

The performance measurement system has three main components; goals, outcomes and indicators. Goals within the following categories will be selected: suitable living environment, decent housing, and economic opportunity. The second component, outcomes, will focus on availability/accessibility, affordability, and sustainability.

Availability/accessibility applies to activities that make services, infrastructure, housing, commercial or employment opportunities or shelter available or accessible to low and moderate income people.

Affordability applies to activities that help, in a variety of ways, to reduce the cost burden for low and moderate income people.

Sustainability applies to projects where the activity or the activities are aimed at improving a neighborhood by helping to make it livable or viable for principally low and moderate income people.

The third component, Indicators, will report 1) How funding is leveraged, 2) Number of persons, households, units served, 3) Income levels of persons or households by 30%, 50%, 60%, or 80% of an area median income, 4) Number of communities/neighborhoods assisted, and 5) Current racial/ethnic and disability categories.

Citizen Participation Plan 91.105(d); 91.115(d)

Describe the efforts to provide citizens with reasonable notice and an opportunity to comment on performance reports.

The City of Pasco participated in a joint and individual city citizen participation process in the development of the 5-Year Consolidated Plan and 2015 Annual Action Plans. Public notices were published in Tu Decides, and the Tri-City Herald. The City of Pasco overall Citizens Participation Plan in the 2015-2019 Tri-Cities HOME Consortium Consolidated Plan, Appendix E.

In accordance with the Citizen Participation Plan notice of the public hearing was published in the Tri-City Herald and Tu Decides Hispanic newspapers. The display ad, was published on March 2, 2018 in the Tri-City Herald in English and Tu Decides in Spanish, also notifying the public of the the public comment period for the 2017 Consolidated Action Plan Evaluation Report (CAPER). In addition to being made available for public review at the City of Pasco planning office, the CAPER was made available at the local branches of the Mid-Columbia Library, Pasco Housing Authority, and posted on the City's website.

The public review period was closed on March 19, 2017. One comment was received from the Planning Commission and resolved.

CR-45 - CDBG 91.520(c)

Specify the nature of, and reasons for, any changes in the jurisdiction's program objectives and indications of how the jurisdiction would change its programs as a result of its experiences.

There are currently no changes in program objectives projected.

Does this Jurisdiction have any open Brownfields Economic Development Initiative (BEDI) grants?

No

[BEDI grantees] Describe accomplishments and program outcomes during the last year.

APPENDIX A – IDIS REPORTS

PR01	HUD Grants and Program Income
PR02	List of Activities by Program Yr and Project
PR03	Activity Summary (GPR) for Grantee
PR06	Con Plan Projects Summary
PR23	Summary of Accomplishments
PR26	CDBG Financial Summary
PR54	CDBG Performance Profile

U.S. DEPARTMENT OF HOUSING AND URBAN DEVELOPMENT
OFFICE OF COMMUNITY PLANNING AND DEVELOPMENT
PR01 - HUD Grants and Program Income

DATE: 3/15/2018
TIME: 12:02:22 PM
PAGE: 1/2

IDIS

Program	Fund Type	Grantee Name	Grant Number	Authorized Amount	Suballocated Amount	Amount Committed to Activities	Net Drawn Amount	FY YTD Net Draw Amount	Available to Commit	Available to Draw	Recapture Amount
CDBG	EN	PASCO	B89MC530009	\$299,000.00	\$0.00	\$299,000.00	\$299,000.00	\$0.00	\$0.00	\$0.00	\$0.00
			B90MC530009	\$281,000.00	\$0.00	\$281,000.00	\$281,000.00	\$0.00	\$0.00	\$0.00	\$0.00
			B91MC530009	\$314,000.00	\$0.00	\$314,000.00	\$314,000.00	\$0.00	\$0.00	\$0.00	\$0.00
			B92MC530009	\$339,000.00	\$0.00	\$339,000.00	\$339,000.00	\$0.00	\$0.00	\$0.00	\$0.00
			B93MC530009	\$545,000.00	\$0.00	\$545,000.00	\$545,000.00	\$0.00	\$0.00	\$0.00	\$0.00
			B94MC530009	\$592,000.00	\$0.00	\$592,000.00	\$592,000.00	\$0.00	\$0.00	\$0.00	\$0.00
			B95MC530009	\$663,000.00	\$0.00	\$663,000.00	\$663,000.00	\$0.00	\$0.00	\$0.00	\$0.00
			B96MC530009	\$646,000.00	\$0.00	\$646,000.00	\$646,000.00	\$0.00	\$0.00	\$0.00	\$0.00
			B97MC530009	\$636,000.00	\$0.00	\$636,000.00	\$636,000.00	\$0.00	\$0.00	\$0.00	\$0.00
			B98MC530009	\$617,000.00	\$0.00	\$617,000.00	\$617,000.00	\$0.00	\$0.00	\$0.00	\$0.00
			B99MC530009	\$621,000.00	\$0.00	\$621,000.00	\$621,000.00	\$0.00	\$0.00	\$0.00	\$0.00
			B00MC530009	\$629,000.00	\$0.00	\$629,000.00	\$629,000.00	\$0.00	\$0.00	\$0.00	\$0.00
			B01MC530009	\$656,000.00	\$0.00	\$656,000.00	\$656,000.00	\$0.00	\$0.00	\$0.00	\$0.00
			B02MC530009	\$655,000.00	\$0.00	\$655,000.00	\$655,000.00	\$0.00	\$0.00	\$0.00	\$0.00
			B03MC530009	\$706,000.00	\$0.00	\$706,000.00	\$706,000.00	\$0.00	\$0.00	\$0.00	\$0.00
			B04MC530009	\$698,000.00	\$0.00	\$698,000.00	\$698,000.00	\$0.00	\$0.00	\$0.00	\$0.00
			B05MC530009	\$667,210.00	\$0.00	\$667,210.00	\$667,210.00	\$0.00	\$0.00	\$0.00	\$0.00
			B06MC530009	\$608,544.00	\$0.00	\$608,544.00	\$608,544.00	\$0.00	\$0.00	\$0.00	\$0.00
			B07MC530009	\$615,857.00	\$0.00	\$615,857.00	\$615,857.00	\$0.00	\$0.00	\$0.00	\$0.00
			B08MC530009	\$600,428.00	\$0.00	\$600,428.00	\$600,428.00	\$0.00	\$0.00	\$0.00	\$0.00
			B09MC530009	\$612,604.00	\$0.00	\$612,604.00	\$612,604.00	\$0.00	\$0.00	\$0.00	\$0.00
			B10MC530009	\$667,834.00	\$0.00	\$667,834.00	\$667,834.00	\$0.00	\$0.00	\$0.00	\$0.00
			B11MC530009	\$562,982.00	\$0.00	\$562,982.00	\$562,982.00	\$0.00	\$0.00	\$0.00	\$0.00
			B12MC530009	\$581,678.00	\$0.00	\$581,678.00	\$581,678.00	\$0.00	\$0.00	\$0.00	\$0.00
			B13MC530009	\$619,417.00	\$0.00	\$619,417.00	\$619,417.00	\$0.00	\$0.00	\$0.00	\$0.00
			B14MC530009	\$640,072.00	\$0.00	\$640,072.00	\$628,899.22	\$126,225.58	\$0.00	\$11,172.78	\$0.00
			B15MC530009	\$665,103.00	\$0.00	\$665,103.00	\$665,103.00	\$75,758.15	\$0.00	\$0.00	\$0.00
B16MC530009	\$670,436.00	\$0.00	\$670,436.00	\$429,395.45	\$111,686.45	\$0.00	\$241,040.55	\$0.00			
B17MC530009	\$695,709.00	\$0.00	\$604,418.62	\$114,712.99	\$114,712.99	\$91,290.38	\$580,996.01	\$0.00			
		PASCO Subtotal:		\$17,104,874.00	\$0.00	\$17,013,583.62	\$16,271,664.66	\$428,383.17	\$91,290.38	\$833,209.34	\$0.00
		EN Subtotal:		\$17,104,874.00	\$0.00	\$17,013,583.62	\$16,271,664.66	\$428,383.17	\$91,290.38	\$833,209.34	\$0.00
RL		PASCO	B13MC530009	\$0.00	\$0.00	\$0.00	\$0.00	\$0.00	\$0.00	\$0.00	\$0.00
			PASCO Subtotal:	\$0.00	\$0.00	\$0.00	\$0.00	\$0.00	\$0.00	\$0.00	\$0.00
		RL Subtotal:		\$0.00	\$0.00	\$0.00	\$0.00	\$0.00	\$0.00	\$0.00	\$0.00
PI		PASCO	B96MC530009	\$13,088.00	\$0.00	\$13,088.00	\$13,088.00	\$0.00	\$0.00	\$0.00	\$0.00
			B97MC530009	\$74,030.86	\$0.00	\$74,030.86	\$74,030.86	\$0.00	\$0.00	\$0.00	\$0.00
			B98MC530009	\$78,189.64	\$0.00	\$78,189.64	\$78,189.64	\$0.00	\$0.00	\$0.00	\$0.00
			B99MC530009	\$87,277.02	\$0.00	\$87,277.02	\$87,277.02	\$0.00	\$0.00	\$0.00	\$0.00
			B00MC530009	\$86,888.31	\$0.00	\$86,888.31	\$86,888.31	\$0.00	\$0.00	\$0.00	\$0.00
			B01MC530009	\$12,918.69	\$0.00	\$12,918.69	\$12,918.69	\$0.00	\$0.00	\$0.00	\$0.00
B02MC530009	\$55,698.17	\$0.00	\$55,698.17	\$55,698.17	\$0.00	\$0.00	\$0.00	\$0.00			

U.S. DEPARTMENT OF HOUSING AND URBAN DEVELOPMENT
OFFICE OF COMMUNITY PLANNING AND DEVELOPMENT
PR01 - HUD Grants and Program Income

DATE: 3/15/2018
TIME: 12:02:22 PM
PAGE: 2/2


IDIS

Program	Fund Type	Grantee Name	Grant Number	Authorized Amount	Suballocated Amount	Amount Committed to Activities	Net Drawn Amount	FY YTD Net Draw Amount	Available to Commit	Available to Draw	Recapture Amount				
CDBG	PI	PASCO	B03MC530009	\$35,875.16	\$0.00	\$35,875.16	\$35,875.16	\$0.00	\$0.00	\$0.00	\$0.00				
			B04MC530009	\$159,322.88	\$0.00	\$159,322.88	\$159,322.88	\$0.00	\$0.00	\$0.00	\$0.00				
			B05MC530009	\$26,381.61	\$0.00	\$26,381.61	\$26,381.61	\$0.00	\$0.00	\$0.00	\$0.00				
			B06MC530009	\$95,804.92	\$0.00	\$95,804.92	\$95,804.92	\$0.00	\$0.00	\$0.00	\$0.00				
			B07MC530009	\$15,219.79	\$0.00	\$15,219.79	\$15,219.79	\$0.00	\$0.00	\$0.00	\$0.00				
			B08MC530009	\$2,151.96	\$0.00	\$2,151.96	\$2,151.96	\$0.00	\$0.00	\$0.00	\$0.00				
			B09MC530009	\$11,024.04	\$0.00	\$11,024.04	\$11,024.04	\$0.00	\$0.00	\$0.00	\$0.00				
			B10MC530009	\$49,340.12	\$0.00	\$49,340.12	\$49,340.12	\$0.00	\$0.00	\$0.00	\$0.00				
			B11MC530009	\$2,000.00	\$0.00	\$2,000.00	\$2,000.00	\$0.00	\$0.00	\$0.00	\$0.00				
			B13MC530009	\$421,693.03	\$0.00	\$421,693.03	\$421,693.03	\$0.00	\$0.00	\$0.00	\$0.00				
			B14MC530009	\$4,536.29	\$0.00	\$4,536.29	\$4,536.29	\$0.00	\$0.00	\$0.00	\$0.00				
			B17MC530009	\$16,029.40	\$0.00	\$16,029.40	\$16,029.40	\$16,029.40	\$0.00	\$0.00	\$0.00				
			PASCO Subtotal:			\$1,247,469.89	\$0.00	\$1,247,469.89	\$1,247,469.89	\$16,029.40	\$0.00	\$0.00	\$0.00		
			PI Subtotal:			\$1,247,469.89	\$0.00	\$1,247,469.89	\$1,247,469.89	\$16,029.40	\$0.00	\$0.00	\$0.00		
			CDBG-R	EN	PASCO	B09MY530009	\$163,082.00	\$0.00	\$163,082.00	\$163,082.00	\$0.00	\$0.00	\$0.00	\$0.00	
						PASCO Subtotal:			\$163,082.00	\$0.00	\$163,082.00	\$163,082.00	\$0.00	\$0.00	\$0.00
						EN Subtotal:			\$163,082.00	\$0.00	\$163,082.00	\$163,082.00	\$0.00	\$0.00	\$0.00
HOME	PI	PASCO	M15DC530202	\$0.00	\$0.00	\$0.00	\$0.00	\$0.00	\$0.00	\$0.00	\$0.00				
			PASCO Subtotal:			\$0.00	\$0.00	\$0.00	\$0.00	\$0.00	\$0.00	\$0.00			
			PI Subtotal:			\$0.00	\$0.00	\$0.00	\$0.00	\$0.00	\$0.00	\$0.00			
GRANTEE				\$18,515,425.89	\$0.00	\$18,424,135.51	\$17,682,216.55	\$444,412.57	\$91,290.38	\$833,209.34	\$0.00				

U.S. Department of Housing and Urban Development
 Office of Community Planning and Development
 Integrated Disbursement and Information System
 List of Activities By Program Year And Project
 PASCO,WA

REPORT FOR CPD PROGRAM ALL
 PGM YR 2017

Plan Year	IDIS Project	Project	IDIS Activity ID	Activity Name	Activity Status	Program	Funded Amount	Draw Amount	Balance
2017	1	PROGRAM ADMINISTRATION	360	PROGRAM ADMINISTRATION	Completed	CDBG	\$108,085.38	\$108,085.38	\$0.00
		Project Total					\$108,085.38	\$108,085.38	\$0.00
	2	PUBLIC SERVICES	361	CIVIC CENTER RECREATION SPECIALIST	Completed	CDBG	\$20,000.00	\$20,000.00	\$0.00
			362	MLK CENTER RECREATION SPECIALIST	Completed	CDBG	\$20,000.00	\$20,000.00	\$0.00
			363	SENIOR CENTER RECREATION SPECIALIST	Completed	CDBG	\$30,000.00	\$30,000.00	\$0.00
			364	YMCA MLK COMMUNITY CENTER REC PROGRAM	Completed	CDBG	\$20,000.00	\$20,000.00	\$0.00
		Project Total					\$90,000.00	\$90,000.00	\$0.00
	3	ECONOMIC OPPORTUNITIES	365	PASCO SPECIALTY KITCHEN	Open	CDBG	\$39,014.10	\$39,014.10	\$0.00
		Project Total					\$39,014.10	\$39,014.10	\$0.00
	5	PUBLIC FACILITY IMPROVEMENTS	367	PEANUTS PARK RESTORATION PHASE 2	Open	CDBG	\$476,145.00	\$0.00	\$476,145.00
		Project Total					\$476,145.00	\$0.00	\$476,145.00
	6	CODE ENFORCEMENT	366	CODE ENFORCEMENT OFFICER	Completed	CDBG	\$48,000.00	\$48,000.00	\$0.00
		Project Total					\$48,000.00	\$48,000.00	\$0.00
	7	COMMUNITY INFRASTRUCTURE	368	1ST AND SYLVESTER SIDEWALKS AND RAMPS	Canceled	CDBG	\$0.00	\$0.00	\$0.00
		Project Total					\$0.00	\$0.00	\$0.00
		Program Total				CDBG	\$761,244.48	\$285,099.48	\$476,145.00
		2017 Total					\$761,244.48	\$285,099.48	\$476,145.00
		Program Grand Total				CDBG	\$761,244.48	\$285,099.48	\$476,145.00
		Grand Total					\$761,244.48	\$285,099.48	\$476,145.00



U.S. Department of Housing and Urban Development
 Office of Community Planning and Development
 Integrated Disbursement and Information System
 CDBG Activity Summary Report (GPR) for Program Year 2017
 PASCO

Date: 21-Mar-2018
 Time: 14:11
 Page: 1

PGM Year: 1994
Project: 0002 - CONVERTED CDBG ACTIVITIES
IDIS Activity: 2 - CDBG COMMITTED FUNDS ADJUSTMENT

Status: Open 3/20/2001 12:00:00 AM
Location: ,

Objective:
Outcome:
Matrix Code: Disposition (02) **National Objective:** LMC

Initial Funding Date: 01/01/0001

Description:

Financing

	Fund Type	Grant Year	Grant	Funded Amount	Drawn In Program Year	Drawn Thru Program Year
CDBG	EN	Pre-2015		\$2,817,841.76	\$0.00	\$0.00
		1989	B89MC530009		\$0.00	\$299,000.00
		1990	B90MC530009		\$0.00	\$281,000.00
		1991	B91MC530009		\$0.00	\$314,000.00
		1992	B92MC530009		\$0.00	\$339,000.00
		1993	B93MC530009		\$0.00	\$545,000.00
		1994	B94MC530009		\$0.00	\$592,000.00
		1995	B95MC530009		\$0.00	\$447,841.76
		1997	B97MC530009		\$0.00	\$0.00
Total	Total			\$2,817,841.76	\$0.00	\$2,817,841.76

Proposed Accomplishments

Actual Accomplishments

Number assisted:

	Owner		Renter		Total		Person	
	Total	Hispanic	Total	Hispanic	Total	Hispanic	Total	Hispanic
White:	0	0	0	0	0	0	0	0
Black/African American:	0	0	0	0	0	0	0	0
Asian:	0	0	0	0	0	0	0	0
American Indian/Alaskan Native:	0	0	0	0	0	0	0	0
Native Hawaiian/Other Pacific Islander:	0	0	0	0	0	0	0	0
American Indian/Alaskan Native & White:	0	0	0	0	0	0	0	0
Asian White:	0	0	0	0	0	0	0	0
Black/African American & White:	0	0	0	0	0	0	0	0
American Indian/Alaskan Native & Black/African American:	0	0	0	0	0	0	0	0
Other multi-racial:	0	0	0	0	0	0	0	0



U.S. Department of Housing and Urban Development
Office of Community Planning and Development
Integrated Disbursement and Information System
CDBG Activity Summary Report (GPR) for Program Year 2017
PASCO

Date: 21-Mar-2018

Time: 14:11

Page: 2

Asian/Pacific Islander:	0	0	0	0	0	0	0	0
Hispanic:	0	0	0	0	0	0	0	0
Total:	0	0	0	0	0	0	0	0

Female-headed Households: 0 0 0 0 0 0 0 0

Income Category:

	Owner	Renter	Total	Person
Extremely Low	0	0	0	0
Low Mod	0	0	0	0
Moderate	0	0	0	0
Non Low Moderate	0	0	0	0
Total	0	0	0	0
Percent Low/Mod				

Annual Accomplishments

No data returned for this view. This might be because the applied filter excludes all data.



U.S. Department of Housing and Urban Development
 Office of Community Planning and Development
 Integrated Disbursement and Information System
 CDBG Activity Summary Report (GPR) for Program Year 2017
 PASCO

Date: 21-Mar-2018
 Time: 14:11
 Page: 3

PGM Year: 2014
Project: 0004 - DECENT HOUSING
IDIS Activity: 325 - CATHOLIC FAMILY VOLUNTEER CHORE SERVICES

Status: Completed 6/30/2017 12:00:00 AM
Location: Address Suppressed
Objective: Provide decent affordable housing
Outcome: Availability/accessibility
Matrix Code: Rehab; Single-Unit Residential (14A) **National Objective:** LMH

Initial Funding Date: 03/28/2015

Description:

CDBG FUNDS PROVIDE MINOR HOUSEHOLD REPAIRS, WHEELCHAIR RAMPS AND BATHROOM MODIFICATIONS FOR LOW TO VERY LOW INCOME HOUSEHOLDS. THIS POPULATION INCLUDES ELDERLY AND DISABLED.

Financing

	Fund Type	Grant Year	Grant	Funded Amount	Drawn In Program Year	Drawn Thru Program Year
CDBG	EN	Pre-2015		\$3,198.45	\$0.00	\$0.00
		2014	B14MC530009		\$116.92	\$3,198.45
Total	Total			\$3,198.45	\$116.92	\$3,198.45

Proposed Accomplishments

Housing Units : 3

Actual Accomplishments

Number assisted:

	Owner		Renter		Total		Person	
	Total	Hispanic	Total	Hispanic	Total	Hispanic	Total	Hispanic
White:	1	1	0	0	1	1	0	0
Black/African American:	0	0	0	0	0	0	0	0
Asian:	0	0	0	0	0	0	0	0
American Indian/Alaskan Native:	0	0	0	0	0	0	0	0
Native Hawaiian/Other Pacific Islander:	0	0	0	0	0	0	0	0
American Indian/Alaskan Native & White:	0	0	0	0	0	0	0	0
Asian White:	0	0	0	0	0	0	0	0
Black/African American & White:	0	0	0	0	0	0	0	0
American Indian/Alaskan Native & Black/African American:	0	0	0	0	0	0	0	0
Other multi-racial:	0	0	0	0	0	0	0	0
Asian/Pacific Islander:	0	0	0	0	0	0	0	0
Hispanic:	0	0	0	0	0	0	0	0
Total:	1	1	0	0	1	1	0	0



U.S. Department of Housing and Urban Development
Office of Community Planning and Development
Integrated Disbursement and Information System
CDBG Activity Summary Report (GPR) for Program Year 2017
PASCO

Date: 21-Mar-2018

Time: 14:11

Page: 4

Female-headed Households: 0 0 0

Income Category:

	Owner	Renter	Total	Person
Extremely Low	1	0	1	0
Low Mod	0	0	0	0
Moderate	0	0	0	0
Non Low Moderate	0	0	0	0
Total	1	0	1	0
Percent Low/Mod	100.0%		100.0%	

Annual Accomplishments

Years	Accomplishment Narrative	# Benefiting
2015	COMPLETED ONE WHELLCHAIR RAMP FOR AN ELDERLY/LOW-INCOME INDIVIDUAL IN QUARTER 4.	
2016	In 2016, two wheelchair ramp projects are in process as of Q3-2016 reporting, one completed end of 2016.	
2017	COMPLETED ONE WHELLCHAIR RAMP FOR AN DISABLED/LOW-INCOME INDIVIDUAL IN QUARTER 1.	



U.S. Department of Housing and Urban Development
 Office of Community Planning and Development
 Integrated Disbursement and Information System
 CDBG Activity Summary Report (GPR) for Program Year 2017
 PASCO

Date: 21-Mar-2018
 Time: 14:11
 Page: 5

PGM Year: 2014
Project: 0004 - DECENT HOUSING
IDIS Activity: 326 - COMMUNITY HOUSING IMPROVEMENT MINOR REHAB PROGRAM

Status: Open
Location: 720 W Court St Pasco, WA 99301-4178
Objective: Provide decent affordable housing
Outcome: Affordability
Matrix Code: Rehab; Single-Unit Residential (14A) **National Objective:** LMH

Initial Funding Date: 03/28/2015

Description:

CDBG FUNDS PROVIDE MINOR HOUSEHOLD REPAIRS, ENERGY EFFICIENT UPGRADES AND HAZARDOUS MATERIAL REMOVAL FOR LOW TO MODERATE INCOME HOUSEHOLDS.

Financing

	Fund Type	Grant Year	Grant	Funded Amount	Drawn In Program Year	Drawn Thru Program Year
CDBG	EN	Pre-2015		\$49,323.71	\$0.00	\$0.00
		2014	B14MC530009		\$36,256.05	\$38,150.93
		2017	B17MC530009	\$5,676.29	\$0.00	\$0.00
Total	Total			\$55,000.00	\$36,256.05	\$38,150.93

Proposed Accomplishments

Housing Units : 3

Actual Accomplishments

Number assisted:

	Owner		Renter		Total		Person	
	Total	Hispanic	Total	Hispanic	Total	Hispanic	Total	Hispanic
White:	0	0	0	0	0	0	0	0
Black/African American:	0	0	0	0	0	0	0	0
Asian:	0	0	0	0	0	0	0	0
American Indian/Alaskan Native:	0	0	0	0	0	0	0	0
Native Hawaiian/Other Pacific Islander:	0	0	0	0	0	0	0	0
American Indian/Alaskan Native & White:	0	0	0	0	0	0	0	0
Asian White:	0	0	0	0	0	0	0	0
Black/African American & White:	0	0	0	0	0	0	0	0
American Indian/Alaskan Native & Black/African American:	0	0	0	0	0	0	0	0
Other multi-racial:	0	0	0	0	0	0	0	0
Asian/Pacific Islander:	0	0	0	0	0	0	0	0
Hispanic:	0	0	0	0	0	0	0	0
Total:	0	0	0	0	0	0	0	0



U.S. Department of Housing and Urban Development
Office of Community Planning and Development
Integrated Disbursement and Information System
CDBG Activity Summary Report (GPR) for Program Year 2017
PASCO

Date: 21-Mar-2018

Time: 14:11

Page: 6

Female-headed Households:

0 0 0

Income Category:

	Owner	Renter	Total	Person
Extremely Low	0	0	0	0
Low Mod	0	0	0	0
Moderate	0	0	0	0
Non Low Moderate	0	0	0	0
Total	0	0	0	0

Percent Low/Mod

Annual Accomplishments

Years	Accomplishment Narrative	# Benefiting
2016	As of Q3-2016, no activity is being reported as pending. The City took responsibility for completing this activity from the subrecipient at the end of 2016.	
2017	Five applications were reviewed for eligibility, three very low income households were approved for rehabilitation and construction began late 2017. All three projects are expected to be completed in the first quarter of 2018.	



U.S. Department of Housing and Urban Development
 Office of Community Planning and Development
 Integrated Disbursement and Information System
 CDBG Activity Summary Report (GPR) for Program Year 2017
 PASCO

Date: 21-Mar-2018
 Time: 14:11
 Page: 7

PGM Year: 2014
Project: 0007 - COMMUNITY INFRASTRUCTURE
IDIS Activity: 334 - SYLVESTER NEIGHBORHOOD IMPROVEMENTS

Status: Completed 6/30/2017 12:00:00 AM
Location: 525 N 3rd Ave Pasco, WA 99301-5320
Objective: Create suitable living environments
Outcome: Availability/accessibility
Matrix Code: Sidewalks (03L) **National Objective:** LMA

Initial Funding Date: 10/08/2014

Description:

EXPAND OR IMPROVE BASIC COMMUNITY INFRASTRUCTURE IN SYLVESTER NEIGHBORHOOD.
 REMOVE HEAVED SIDEWALK PANELS, REMOVE DANGEROUS TREES, REPLACE CURB, GUTTER AND SIDEWALK AND PLANT NEW TREES.

Financing

	Fund Type	Grant Year	Grant	Funded Amount	Drawn In Program Year	Drawn Thru Program Year
CDBG	EN	Pre-2015		\$91,772.23	\$0.00	\$0.00
		2013	B13MC530009		\$0.00	\$1,575.22
		2014	B14MC530009		\$1,813.21	\$90,197.01
Total	Total			\$91,772.23	\$1,813.21	\$91,772.23

Proposed Accomplishments

People (General) : 1,733
 Total Population in Service Area: 2,050
 Census Tract Percent Low / Mod: 80.73

Annual Accomplishments

Years	Accomplishment Narrative	# Benefiting
2016	Sylvester Neighborhood Improvement project replaced dangerous trees that were dead and dropping debris and heaving and broken sidewalks on Park Street 2050 residents have a safer environment and sidewalks that no longer substandard.	



U.S. Department of Housing and Urban Development
 Office of Community Planning and Development
 Integrated Disbursement and Information System
 CDBG Activity Summary Report (GPR) for Program Year 2017
 PASCO

Date: 21-Mar-2018
 Time: 14:11
 Page: 8

PGM Year: 2015
Project: 0003 - ECONOMIC OPPORTUNITIES
IDIS Activity: 347 - COMMERCIAL KITCHEN FACADE IMPROVEMENT

Status: Canceled 2/24/2017 12:00:00 AM
Location: 110 S 4th Ave Pasco, WA 99301-5507

Objective: Create economic opportunities
Outcome: Sustainability
Matrix Code: Rehab; Publicly or Privately-Owned Commercial/Industrial (14E)

National Objective: LMA

Initial Funding Date: 02/18/2016

Description:

CDBG funds are requested for facade improvements at the Pasco Specialty Kitchen. Install awnings, patchpaintrepair surface area, and replace signage. (\$25,031)This activity will be cancelled and funds rolled in to activity 356, which is scheduled to be completed in 2017.

Financing

No data returned for this view. This might be because the applied filter excludes all data.

Proposed Accomplishments

Businesses : 1
 Total Population in Service Area: 6,000
 Census Tract Percent Low / Mod: 75.83

Annual Accomplishments

No data returned for this view. This might be because the applied filter excludes all data.



U.S. Department of Housing and Urban Development
 Office of Community Planning and Development
 Integrated Disbursement and Information System
 CDBG Activity Summary Report (GPR) for Program Year 2017
 PASCO

Date: 21-Mar-2018
 Time: 14:11
 Page: 9

PGM Year: 2016
Project: 0001 - PROGRAM ADMINISTRATION
IDIS Activity: 348 - PROGRAM ADMINISTRATION

Status: Completed 10/23/2017 12:00:00 AM
Location: ,

Objective:
Outcome:
Matrix Code: General Program Administration (21A) **National Objective:**

Initial Funding Date: 09/26/2016

Description:

CDBG funds provide for salary and benefits for the Block Grant Administrator to plan, administer and provide for the successful delivery of housing, community development and economic activities.
 The City receives funds for CDBG, HOME and NSP activities.
 The Block Grant Administrator ensures compliance with local, state and federal rules, regulations and laws for programs that primarily benefit low to moderate income people in Pasco. (\$120,000) Reopened to draw down charges for prior year activity previously not drawn.

Financing

	Fund Type	Grant Year	Grant	Funded Amount	Drawn In Program Year	Drawn Thru Program Year
CDBG	EN	2016	B16MC530009	\$117,531.23	\$2,636.95	\$117,531.23
Total	Total			\$117,531.23	\$2,636.95	\$117,531.23

Proposed Accomplishments

Actual Accomplishments

Number assisted:

	Owner		Renter		Total		Person	
	Total	Hispanic	Total	Hispanic	Total	Hispanic	Total	Hispanic
White:					0	0		
Black/African American:					0	0		
Asian:					0	0		
American Indian/Alaskan Native:					0	0		
Native Hawaiian/Other Pacific Islander:					0	0		
American Indian/Alaskan Native & White:					0	0		
Asian White:					0	0		
Black/African American & White:					0	0		
American Indian/Alaskan Native & Black/African American:					0	0		
Other multi-racial:					0	0		
Asian/Pacific Islander:					0	0		
Hispanic:					0	0		
Total:	0	0	0	0	0	0	0	0



U.S. Department of Housing and Urban Development
Office of Community Planning and Development
Integrated Disbursement and Information System
CDBG Activity Summary Report (GPR) for Program Year 2017
PASCO

Date: 21-Mar-2018

Time: 14:11

Page: 10

Female-headed Households:

0

Income Category:

	Owner	Renter	Total	Person
Extremely Low			0	
Low Mod			0	
Moderate			0	
Non Low Moderate			0	
Total	0	0	0	0
Percent Low/Mod				

Annual Accomplishments

No data returned for this view. This might be because the applied filter excludes all data.



U.S. Department of Housing and Urban Development
 Office of Community Planning and Development
 Integrated Disbursement and Information System
 CDBG Activity Summary Report (GPR) for Program Year 2017
 PASCO

Date: 21-Mar-2018
 Time: 14:11
 Page: 11

PGM Year: 2016
Project: 0003 - ECONOMIC OPPORTUNITIES
IDIS Activity: 353 - FACADE IMPROVEMENT PROGRAM

Status: Open
Location: 403 W Lewis St Suite A Pasco, WA 99301-5643

Objective: Create economic opportunities
Outcome: Sustainability
Matrix Code: Rehab; Publicly or Privately-Owned Commercial/Industrial (14E) **National Objective:** LMA

Initial Funding Date: 09/26/2016

Description:

CDBG funds are requested for facade improvements in the downtown Pasco revitalization area. Install awnings, patch/repair surface area, and replace signage. (\$40,000)

Financing


	Fund Type	Grant Year	Grant	Funded Amount	Drawn In Program Year	Drawn Thru Program Year
CDBG	EN	2016	B16MC530009	\$40,000.00	\$146.80	\$599.59
Total	Total			\$40,000.00	\$146.80	\$599.59

Proposed Accomplishments

Businesses : 2
 Total Population in Service Area: 5,810
 Census Tract Percent Low / Mod: 73.75

Annual Accomplishments

Years	Accomplishment Narrative	# Benefitting
2017	One application was received for facade improvement late 2017. The project is expected to be approved and completed early 2018.	



U.S. Department of Housing and Urban Development
 Office of Community Planning and Development
 Integrated Disbursement and Information System
 CDBG Activity Summary Report (GPR) for Program Year 2017
 PASCO

Date: 21-Mar-2018
 Time: 14:11
 Page: 12

PGM Year: 2016
Project: 0003 - ECONOMIC OPPORTUNITIES
IDIS Activity: 355 - COMMERCIAL KITCHEN FACILITY IMPROVEMENT

Status: Open
Location: 110 S 4th Ave Pasco, WA 99301-5507
Objective: Create economic opportunities
Outcome: Sustainability
Matrix Code: Public Facilities and Improvement (General) (03)
National Objective: LMC

Initial Funding Date: 09/26/2016

Description:

CDBG funds are requested for facility improvements at the Pasco Specialty Kitchen. Remodel front office space to add one additional office, rehabilitate all three kitchen areas with commercial grade flooring and expand storage area, add work stationskiosk if sufficient funds are available. (\$122,000)

Financing

	Fund Type	Grant Year	Grant	Funded Amount	Drawn In Program Year	Drawn Thru Program Year
CDBG	EN	2016	B16MC530009	\$114,115.66	\$95,547.38	\$98,040.52
		2017	B17MC530009	\$7,884.34	\$0.00	\$0.00
Total	Total			\$122,000.00	\$95,547.38	\$98,040.52

Proposed Accomplishments

Public Facilities : 1

Actual Accomplishments

Number assisted:

	Owner		Renter		Total		Person	
	Total	Hispanic	Total	Hispanic	Total	Hispanic	Total	Hispanic
White:	0	0	0	0	0	0	20	13
Black/African American:	0	0	0	0	0	0	1	0
Asian:	0	0	0	0	0	0	1	0
American Indian/Alaskan Native:	0	0	0	0	0	0	1	0
Native Hawaiian/Other Pacific Islander:	0	0	0	0	0	0	0	0
American Indian/Alaskan Native & White:	0	0	0	0	0	0	0	0
Asian White:	0	0	0	0	0	0	0	0
Black/African American & White:	0	0	0	0	0	0	0	0
American Indian/Alaskan Native & Black/African American:	0	0	0	0	0	0	0	0
Other multi-racial:	0	0	0	0	0	0	2	0
Asian/Pacific Islander:	0	0	0	0	0	0	0	0
Hispanic:	0	0	0	0	0	0	0	0



U.S. Department of Housing and Urban Development
 Office of Community Planning and Development
 Integrated Disbursement and Information System
 CDBG Activity Summary Report (GPR) for Program Year 2017
 PASCO

Date: 21-Mar-2018
 Time: 14:11
 Page: 14

PGM Year: 2016
Project: 0003 - ECONOMIC OPPORTUNITIES
IDIS Activity: 356 - COMMERCIAL KITCHEN FACADE IMPROVEMENT

Status: Open
Location: 110 S 4th Ave Pasco, WA 99301-5507

Objective: Create economic opportunities
Outcome: Sustainability
Matrix Code: Rehab; Publicly or Privately-Owned Commercial/Industrial (14E) **National Objective:** LMA

Initial Funding Date: 09/26/2016

Description:
 Additional CDBG funds are requested for facade improvements at the Pasco Specialty Kitchen. Install awnings, patchpaintrepair surface area, and replace signage (\$20,436), funds from cancelled activity #347 have been reallocated to this project(\$25,031).

Financing

	Fund Type	Grant Year	Grant	Funded Amount	Drawn In Program Year	Drawn Thru Program Year
CDBG	EN	2015	B15MC530009	\$25,031.00	\$24,781.12	\$25,031.00
		2016	B16MC530009	\$70,436.00	\$9,801.89	\$9,801.89
Total	Total			\$95,467.00	\$34,583.01	\$34,832.89

Proposed Accomplishments

Total Population in Service Area: 5,810
 Census Tract Percent Low / Mod: 73.75

Annual Accomplishments
 No data returned for this view. This might be because the applied filter excludes all data.



U.S. Department of Housing and Urban Development
 Office of Community Planning and Development
 Integrated Disbursement and Information System
 CDBG Activity Summary Report (GPR) for Program Year 2017
 PASCO

Date: 21-Mar-2018
 Time: 14:11
 Page: 15

PGM Year: 2016
Project: 0005 - PUBLIC FACILITY IMPROVEMENTS
IDIS Activity: 357 - PEANUTS PARK RESTORATION PHASE 1

Status: Open
Location: 109 S 4th Ave Pasco, WA 99301-5507
Objective: Create suitable living environments
Outcome: Sustainability
Matrix Code: Parks, Recreational Facilities (03F) **National Objective:** LMA

Initial Funding Date: 02/13/2017

Description:
 CDBG funds are requested for Peanuts Park restoration design documents phase I.
 (\$125,000)

Financing

	Fund Type	Grant Year	Grant	Funded Amount	Drawn In Program Year	Drawn Thru Program Year
CDBG	EN	2016	B16MC530009	\$125,000.00	\$69.11	\$69.11
Total	Total			\$125,000.00	\$69.11	\$69.11

Proposed Accomplishments

Public Facilities : 1
 Total Population in Service Area: 26,955
 Census Tract Percent Low / Mod: 75.22

Annual Accomplishments

Years	Accomplishment Narrative	# Benefitting
2016	Quarter 1 through 4, 2016, environmental review completed, master plan in process, prepare scope of services for design work in process.	
2017	Q1-Q4 2017, master plan completed, pre-design investigations and topographic survey completed. In October 2017, the city advertised for Design Services, currently in contract negotiations with a consultant for the design of the park.	



U.S. Department of Housing and Urban Development
 Office of Community Planning and Development
 Integrated Disbursement and Information System
 CDBG Activity Summary Report (GPR) for Program Year 2017
 PASCO

Date: 21-Mar-2018
 Time: 14:11
 Page: 16

PGM Year: 2017
Project: 0001 - PROGRAM ADMINISTRATION
IDIS Activity: 360 - PROGRAM ADMINISTRATION

Status: Completed 12/31/2017 12:00:00 AM
Location: ,

Objective:
Outcome:
Matrix Code: General Program Administration (21A) **National Objective:**

Initial Funding Date: 10/06/2017

Description:

CDBG funds provide for salary and benefits for the Block Grant Administrator to plan, administer and provide for the successful delivery of housing, community development and economic activities.
 The City receives funds for CDBG, HOME and NSP activities.
 The Block Grant Administrator ensures compliance with local, state and federal rules, regulations and laws for programs that primarily benefit low to moderate income people in Pasco. (\$131,170)

Financing

	Fund Type	Grant Year	Grant	Funded Amount	Drawn In Program Year	Drawn Thru Program Year
CDBG	EN	2016	B16MC530009	\$10,353.11	\$10,353.11	\$10,353.11
		2017	B17MC530009	\$81,702.87	\$81,702.87	\$81,702.87
	PI			\$16,029.40	\$16,029.40	\$16,029.40
Total	Total			\$108,085.38	\$108,085.38	\$108,085.38

Proposed Accomplishments

Actual Accomplishments

Number assisted:

	Owner		Renter		Total		Person	
	Total	Hispanic	Total	Hispanic	Total	Hispanic	Total	Hispanic
White:					0	0		
Black/African American:					0	0		
Asian:					0	0		
American Indian/Alaskan Native:					0	0		
Native Hawaiian/Other Pacific Islander:					0	0		
American Indian/Alaskan Native & White:					0	0		
Asian White:					0	0		
Black/African American & White:					0	0		
American Indian/Alaskan Native & Black/African American:					0	0		
Other multi-racial:					0	0		
Asian/Pacific Islander:					0	0		
Hispanic:					0	0		



U.S. Department of Housing and Urban Development
Office of Community Planning and Development
Integrated Disbursement and Information System
CDBG Activity Summary Report (GPR) for Program Year 2017
PASCO

Date: 21-Mar-2018

Time: 14:11

Page: 17

Total: 0 0 0 0 0 0 0 0

Female-headed Households: 0

Income Category:

	Owner	Renter	Total	Person
Extremely Low			0	
Low Mod			0	
Moderate			0	
Non Low Moderate			0	
Total	0	0	0	0
Percent Low/Mod				

Annual Accomplishments

No data returned for this view. This might be because the applied filter excludes all data.



U.S. Department of Housing and Urban Development
 Office of Community Planning and Development
 Integrated Disbursement and Information System
 CDBG Activity Summary Report (GPR) for Program Year 2017
 PASCO

Date: 21-Mar-2018
 Time: 14:11
 Page: 18

PGM Year: 2017
Project: 0002 - PUBLIC SERVICES
IDIS Activity: 361 - CIVIC CENTER RECREATION SPECIALIST

Status: Completed 12/31/2017 12:00:00 AM
Location: 525 N 3rd Ave Pasco, WA 99301-5320

Objective: Create suitable living environments
Outcome: Availability/accessibility
Matrix Code: Public Services (General) (05)

National Objective: LMA

Initial Funding Date: 10/06/2017

Description:

CDBG funds provide a portion of the salary and benefits for recreation specialist at the Youth Civic Center. This facility's program is to provide recreation programs for youth at risk and families in low-to-moderate income Census Tract (202). (\$20,000)

Financing

	Fund Type	Grant Year	Grant	Funded Amount	Drawn In Program Year	Drawn Thru Program Year
CDBG	EN	Pre-2015		\$20,000.00	\$0.00	\$0.00
		2014	B14MC530009		\$20,000.00	\$20,000.00
Total	Total			\$20,000.00	\$20,000.00	\$20,000.00

Proposed Accomplishments

People (General) : 17,725
 Total Population in Service Area: 17,725
 Census Tract Percent Low / Mod: 71.45

Annual Accomplishments

Years	Accomplishment Narrative	# Benefitting
2017	CDBG funds provided a portion of the salary and benefits for recreation specialist at the Civic Center. This facility's program is to provide recreation programs for at risk youth and families (17725 people) in the immediate service area 71.45% of are LMI.	



U.S. Department of Housing and Urban Development
 Office of Community Planning and Development
 Integrated Disbursement and Information System
 CDBG Activity Summary Report (GPR) for Program Year 2017
 PASCO

Date: 21-Mar-2018
 Time: 14:11
 Page: 19

PGM Year: 2017
Project: 0002 - PUBLIC SERVICES
IDIS Activity: 362 - MLK CENTER RECREATION SPECIALIST

Status: Completed 12/31/2017 12:00:00 AM
Location: 333 N Wehe Ave Pasco, WA 99301-4253

Objective: Provide decent affordable housing
Outcome: Affordability
Matrix Code: Public Services (General) (05) **National Objective:** LMA

Initial Funding Date: 10/06/2017

Description:

CDBG funds provide a portion of the salary and benefits for recreation specialist to oversee activities at the Martin Luther King Center. This facility's program is coordinated with the YMCA, Salvation Army and Campfire USA, who all collaborate to provide education and physical activities to school age children. (\$20,000)

Financing

	Fund Type	Grant Year	Grant	Funded Amount	Drawn In Program Year	Drawn Thru Program Year
CDBG	EN	Pre-2015		\$20,000.00	\$0.00	\$0.00
		2014	B14MC530009		\$20,000.00	\$20,000.00
Total	Total			\$20,000.00	\$20,000.00	\$20,000.00

Proposed Accomplishments

People (General) : 26,955
 Total Population in Service Area: 26,955
 Census Tract Percent Low / Mod: 75.22

Annual Accomplishments

Years	Accomplishment Narrative	# Benefitting
2017	CDBG funds provide a portion of the salary and benefits for recreation specialist at the Martin Luther King Center. This facility's program is coordinated with the YMCA, Salvation Army and Campfire USA, who all collaborate to provide education and physical activities to school age children and families (26955 people) in the Kurtzman neighborhood service area 75.22% are LMI.	



U.S. Department of Housing and Urban Development
 Office of Community Planning and Development
 Integrated Disbursement and Information System
 CDBG Activity Summary Report (GPR) for Program Year 2017
 PASCO

Date: 21-Mar-2018
 Time: 14:11
 Page: 20

PGM Year: 2017
Project: 0002 - PUBLIC SERVICES
IDIS Activity: 363 - SENIOR CENTER RECREATION SPECIALIST

Status: Completed 12/31/2017 12:00:00 AM **Objective:** Create suitable living environments
Location: 535 N 3rd Ave Pasco, WA 99301-5320 **Outcome:** Availability/accessibility
Matrix Code: Senior Services (05A) **National Objective:** LMC

Initial Funding Date: 10/06/2017

Description:

CDBG funds provide a portion of the salary and benefits for recreation specialist to oversee and operate program at Pasco's senior center. This facility's program provides supervision and leadership necessary for programs serving the elderly of Pasco with support services, nutrition, health and living skills support. (\$30,000)

Financing

	Fund Type	Grant Year	Grant	Funded Amount	Drawn In Program Year	Drawn Thru Program Year
CDBG	EN	Pre-2015		\$30,000.00	\$0.00	\$0.00
		2014	B14MC530009		\$30,000.00	\$30,000.00
Total	Total			\$30,000.00	\$30,000.00	\$30,000.00

Proposed Accomplishments

People (General) : 976

Actual Accomplishments

Number assisted:

	Owner		Renter		Total		Person	
	Total	Hispanic	Total	Hispanic	Total	Hispanic	Total	Hispanic
White:	0	0	0	0	0	0	568	37
Black/African American:	0	0	0	0	0	0	4	0
Asian:	0	0	0	0	0	0	3	0
American Indian/Alaskan Native:	0	0	0	0	0	0	0	0
Native Hawaiian/Other Pacific Islander:	0	0	0	0	0	0	0	0
American Indian/Alaskan Native & White:	0	0	0	0	0	0	0	0
Asian White:	0	0	0	0	0	0	0	0
Black/African American & White:	0	0	0	0	0	0	0	0
American Indian/Alaskan Native & Black/African American:	0	0	0	0	0	0	0	0
Other multi-racial:	0	0	0	0	0	0	0	0
Asian/Pacific Islander:	0	0	0	0	0	0	0	0
Hispanic:	0	0	0	0	0	0	0	0
Total:	0	0	0	0	0	0	575	37



U.S. Department of Housing and Urban Development
 Office of Community Planning and Development
 Integrated Disbursement and Information System
 CDBG Activity Summary Report (GPR) for Program Year 2017
 PASCO

Date: 21-Mar-2018
 Time: 14:11
 Page: 21

Female-headed Households: 0 0 0

Income Category:

	Owner	Renter	Total	Person
Extremely Low	0	0	0	259
Low Mod	0	0	0	229
Moderate	0	0	0	87
Non Low Moderate	0	0	0	0
Total	0	0	0	575
Percent Low/Mod				100.0%

Annual Accomplishments

Years	Accomplishment Narrative	# Benefitting
2017	CDBG funds provide a portion of the salary and benefits for recreation specialist to oversee and operate program at Pasco's senior center. This facility's program provides supervision and leadership necessary for programs serving the elderly of Pasco with support services, nutrition, health and living skills support.	



U.S. Department of Housing and Urban Development
 Office of Community Planning and Development
 Integrated Disbursement and Information System
 CDBG Activity Summary Report (GPR) for Program Year 2017
 PASCO

Date: 21-Mar-2018
 Time: 14:11
 Page: 22

PGM Year: 2017
Project: 0002 - PUBLIC SERVICES
IDIS Activity: 364 - YMCA MLK COMMUNITY CENTER REC PROGRAM

Status: Completed 12/31/2017 12:00:00 AM
Location: 333 N Wehe Ave Pasco, WA 99301-4253
Objective: Create suitable living environments
Outcome: Availability/accessibility
Matrix Code: Public Services (General) (05) **National Objective:** LMA

Initial Funding Date: 10/06/2017

Description:

CDBG funds provide recreation programs at the Martin Luther King Center. This facility's program is coordinated with the YMCA, Salvation Army and Campfire USA, who all collaborate to provide education and physical activities to school age children and adult activities.
 (\$20,000)

Financing

	Fund Type	Grant Year	Grant	Funded Amount	Drawn In Program Year	Drawn Thru Program Year
CDBG	EN	Pre-2015		\$17,934.86	\$0.00	\$0.00
		2014	B14MC530009		\$17,934.86	\$17,934.86
		2015	B15MC530009	\$2,065.14	\$2,065.14	\$2,065.14
Total	Total			\$20,000.00	\$20,000.00	\$20,000.00

Proposed Accomplishments

People (General) : 26,955
 Total Population in Service Area: 26,955
 Census Tract Percent Low / Mod: 75.22

Annual Accomplishments

Years	Accomplishment Narrative	# Benefitting
2017	CDBG funds provide YMCA recreation programs at the Martin Luther King Center. This facility's program is coordinated with the YMCA, Salvation Army and Campfire USA, who all collaborate to provide education and physical activities to school age children and their families (26955) in the service area 75.22% LMI.	



U.S. Department of Housing and Urban Development
 Office of Community Planning and Development
 Integrated Disbursement and Information System
 CDBG Activity Summary Report (GPR) for Program Year 2017
 PASCO

Date: 21-Mar-2018
 Time: 14:11
 Page: 23

PGM Year: 2017
Project: 0003 - ECONOMIC OPPORTUNITIES
IDIS Activity: 365 - PASCO SPECIALTY KITCHEN

Status: Open
Location: 110 S 4th Ave Pasco, WA 99301-5507

Objective: Create economic opportunities
Outcome: Availability/accessibility
Matrix Code: ED Technical Assistance (18B)

National Objective: LMJ

Initial Funding Date: 10/06/2017

Description:

CDBG funds provide for continued operations of the Pasco Specialty Kitchen, a certified commercial incubator kitchen. By providing technical support to small food-related businesses the Pasco Specialty Kitchen improves their success rate by helping them to establish and achieve their goals. In consideration for technical assistance, the startup businesses agree to make jobs created available to low-to-moderate income persons in Pasco (Census Tract 202). (\$57,750)

Financing

	Fund Type	Grant Year	Grant	Funded Amount	Drawn In Program Year	Drawn Thru Program Year
CDBG	EN	Pre-2015		\$4,960.55	\$0.00	\$0.00
		2014	B14MC530009		\$4,960.55	\$4,960.55
		2015	B15MC530009	\$1,043.43	\$1,043.43	\$1,043.43
		2017	B17MC530009	\$33,010.12	\$33,010.12	\$33,010.12
Total	Total			\$39,014.10	\$39,014.10	\$39,014.10

Proposed Accomplishments

Jobs : 12

Actual Accomplishments

Number assisted:

	Owner		Renter		Total		Person	
	Total	Hispanic	Total	Hispanic	Total	Hispanic	Total	Hispanic
White:	0	0	0	0	0	0	20	13
Black/African American:	0	0	0	0	0	0	1	0
Asian:	0	0	0	0	0	0	1	0
American Indian/Alaskan Native:	0	0	0	0	0	0	1	0
Native Hawaiian/Other Pacific Islander:	0	0	0	0	0	0	0	0
American Indian/Alaskan Native & White:	0	0	0	0	0	0	0	0
Asian White:	0	0	0	0	0	0	0	0
Black/African American & White:	0	0	0	0	0	0	0	0
American Indian/Alaskan Native & Black/African American:	0	0	0	0	0	0	0	0
Other multi-racial:	0	0	0	0	0	0	2	0



U.S. Department of Housing and Urban Development
 Office of Community Planning and Development
 Integrated Disbursement and Information System
 CDBG Activity Summary Report (GPR) for Program Year 2017
 PASCO

Date: 21-Mar-2018
 Time: 14:11
 Page: 24

Asian/Pacific Islander:	0	0	0	0	0	0	0	0
Hispanic:	0	0	0	0	0	0	0	0
Total:	0	0	0	0	0	0	25	13
Female-headed Households:	0		0		0			

Income Category:

	Owner	Renter	Total	Person
Extremely Low	0	0	0	9
Low Mod	0	0	0	4
Moderate	0	0	0	4
Non Low Moderate	0	0	0	8
Total	0	0	0	25
Percent Low/Mod				68.0%

Annual Accomplishments

Years	Accomplishment Narrative	# Benefitting
2017	<p>CDBG funds provide for wages, salaries and benefits for Technical Assistance at the Pasco Specialty Kitchen, a certified commercial incubator kitchen. By providing technical assistance to small startup food-related businesses the Pasco Specialty Kitchen improves their success rate by helping them to establish and achieve their goals. In consideration for technical assistance, the startup businesses agree to create and/or make jobs available to low-to-moderate income persons. In 2017, eight(8) new business have received assist in the first two quarters and become active clients at the kitchen.</p> <p>In 2017, 16 new FTE jobs were reported as created, 61% are held by low-mod individuals. Twenty-five (25) individuals were assisted with jobs through this program.</p>	



U.S. Department of Housing and Urban Development
 Office of Community Planning and Development
 Integrated Disbursement and Information System
 CDBG Activity Summary Report (GPR) for Program Year 2017
 PASCO

Date: 21-Mar-2018
 Time: 14:11
 Page: 25

PGM Year: 2017
Project: 0006 - CODE ENFORCEMENT
IDIS Activity: 366 - CODE ENFORCEMENT OFFICER

Status: Completed 12/31/2017 12:00:00 AM
Location: 525 N 3rd Ave Pasco, WA 99301-5320

Objective: Create suitable living environments
Outcome: Sustainability
Matrix Code: Code Enforcement (15) **National Objective:** LMA

Initial Funding Date: 10/09/2017

Description:

CDBG FUNDS PROVIDE A PORTION OF SALARY AND BENEFITS FOR A CODE ENFORCEMENT OFFICER TO HELP IMPROVE NEIGHBORHOOD APPEARANCE AND FOR COMPLIANCE WITH RULES AND REGULATIONS DEALING WITH HOMEOWNER NEEDS IN PRIMARILY LOW-MODERATE INCOME NEIGHBORHOODS (CENSUS TRACTS 201, 202, 203 AND 204).
 (\$48,000)

Financing

	Fund Type	Grant Year	Grant	Funded Amount	Drawn In Program Year	Drawn Thru Program Year
CDBG	EN	2015	B15MC530009	\$48,000.00	\$48,000.00	\$48,000.00
Total	Total			\$48,000.00	\$48,000.00	\$48,000.00

Proposed Accomplishments

Housing Units : 500
 Total Population in Service Area: 29,295
 Census Tract Percent Low / Mod: 75.10

Annual Accomplishments

Years	Accomplishment Narrative	# Benefitting
2017	CDBG funds provide a portion of the salary and benefits for one of four code enforcement officers to help bring approximately 500 properties into compliance with City codes. Code enforcement encourages property owners to maintain housing units to minimum property standards and improves neighborhood appearance in primarily low to moderate income neighborhoods (Census Tracts 201, 202, 203 and 204, 29,295 people, 75.10% LMI).	



U.S. Department of Housing and Urban Development
 Office of Community Planning and Development
 Integrated Disbursement and Information System
 CDBG Activity Summary Report (GPR) for Program Year 2017
 PASCO

Date: 21-Mar-2018
 Time: 14:11
 Page: 26

PGM Year: 2017
Project: 0005 - PUBLIC FACILITY IMPROVEMENTS
IDIS Activity: 367 - PEANUTS PARK RESTORATION PHASE 2

Status: Open
Location: 109 S 4th Ave Pasco, WA 99301-5507

Objective: Create suitable living environments
Outcome: Sustainability
Matrix Code: Parks, Recreational Facilities (03F) **National Objective:** LMA

Initial Funding Date: 10/06/2017

Description:

CDBG funds are requested for continuing the multi-year Peanuts Park restoration project Phase 2 design documents. Funds are used to redesign the Farmer's Market Pavilion. Construction includes replacement of existing curb, gutter, sidewalk, accessibility improvements, and replacement of aging watersewer lines. (\$476,145)

Financing

	Fund Type	Grant Year	Grant	Funded Amount	Drawn In Program Year	Drawn Thru Program Year
CDBG	EN	2017	B17MC530009	\$476,145.00	\$0.00	\$0.00
Total	Total			\$476,145.00	\$0.00	\$0.00

Proposed Accomplishments

Public Facilities : 1
 Total Population in Service Area: 26,955
 Census Tract Percent Low / Mod: 75.22

Annual Accomplishments

Years	Accomplishment Narrative	# Benefitting
2017	CDBG funds are requested for rehabilitation of Peanuts Park facility which includes the Pasco Farmer's Market, is within the Downtown Revitalization Area (26955 people), and includes Longfellow and Museum neighborhoods, East Pasco and the Pasco central core 75.22% LMI.	



U.S. Department of Housing and Urban Development
Office of Community Planning and Development
Integrated Disbursement and Information System
CDBG Activity Summary Report (GPR) for Program Year 2017
PASCO

Date: 21-Mar-2018

Time: 14:11

Page: 27

Total Funded Amount:	\$4,229,055.15
Total Drawn Thru Program Year:	\$3,487,136.19
Total Drawn In Program Year:	\$456,268.91

U.S. DEPARTMENT OF HOUSING AND URBAN
DEVELOPMENT
OFFICE OF COMMUNITY PLANNING AND DEVELOPMENT
PR06 - Summary of Consolidated Plan Projects for Report
Year

DATE: 3/15/2018
TIME: 12:04:35 PM
PAGE: 1/2

IDIS


Plan IDIS Year Project	Project Title and Description	Program	Project Estimate	Committed Amount	Amount Drawn Thru Report Year	Amount Available to Draw	
2017 1	PROGRAM ADMINISTRATION	PROGRAM ADMINISTRATION FOR CDBG AND HOME	CDBG	\$131,170.00	\$108,085.38	\$108,085.38	\$0.00
2	PUBLIC SERVICES	PUBLIC SERVICE ACTIVITIES	CDBG	\$90,000.00	\$90,000.00	\$90,000.00	\$0.00
3	ECONOMIC OPPORTUNITIES	ECONOMIC OPPORTUNITY ACTIVITIES	CDBG	\$57,750.00	\$39,014.10	\$39,014.10	\$0.00
4	DECENT HOUSING	DECENT HOUSING ACTIVITIES	CDBG	\$40,100.00	\$0.00	\$0.00	\$0.00
5	PUBLIC FACILITY IMPROVEMENTS	PUBLIC FACILITY IMPROVEMENT ACTIVITIES FOR PARKS AND BUILDINGS	CDBG	\$476,145.00	\$476,145.00	\$0.00	\$476,145.00
6	CODE ENFORCEMENT	CODE ENFORCEMENT ACTIVITIES	CDBG	\$48,000.00	\$48,000.00	\$48,000.00	\$0.00

U.S. DEPARTMENT OF HOUSING AND URBAN
DEVELOPMENT
OFFICE OF COMMUNITY PLANNING AND DEVELOPMENT
PR06 - Summary of Consolidated Plan Projects for Report
Year

DATE: 3/15/2018
TIME: 12:04:35 PM
PAGE: 2/2

IDIS

Plan IDIS Year Project	Project Title and Description	Program	Amount Drawn in Report Year
2017 1	PROGRAM ADMINISTRATION	PROGRAM ADMINISTRATION FOR CDBG AND HOME	\$108,085.38
2	PUBLIC SERVICES	PUBLIC SERVICE ACTIVITIES	\$90,000.00
3	ECONOMIC OPPORTUNITIES	ECONOMIC OPPORTUNITY ACTIVITIES	\$39,014.10
4	DECENT HOUSING	DECENT HOUSING ACTIVITIES	\$0.00
5	PUBLIC FACILITY IMPROVEMENTS	PUBLIC FACILITY IMPROVEMENT ACTIVITIES FOR PARKS AND BUILDINGS	\$0.00
6	CODE ENFORCEMENT	CODE ENFORCEMENT ACTIVITIES	\$48,000.00




U.S. Department of Housing and Urban Development
Office of Community Planning and Development
Integrated Disbursement and Information System
CDBG Summary of Accomplishments
Program Year: 2017

DATE: 03-15-18
TIME: 12:10
PAGE: 1

PASCO

Count of CDBG Activities with Disbursements by Activity Group & Matrix Code

Activity Group	Activity Category	Open Count	Open Activities Disbursed	Completed Count	Completed Activities Disbursed	Program Year Count	Total Activities Disbursed
Acquisition	Disposition (02)	1	\$0.00	0	\$0.00	1	\$0.00
	Total Acquisition	1	\$0.00	0	\$0.00	1	\$0.00
Economic Development	Rehab; Publicly or Privately-Owned Commercial/Industrial (14E)	2	\$34,729.81	0	\$0.00	2	\$34,729.81
	ED Technical Assistance (18B)	1	\$39,014.10	0	\$0.00	1	\$39,014.10
	Total Economic Development	3	\$73,743.91	0	\$0.00	3	\$73,743.91
Housing	Rehab; Single-Unit Residential (14A)	1	\$36,256.05	1	\$116.92	2	\$36,372.97
	Code Enforcement (15)	0	\$0.00	1	\$48,000.00	1	\$48,000.00
	Total Housing	1	\$36,256.05	2	\$48,116.92	3	\$84,372.97
Public Facilities and Improvements	Public Facilities and Improvement (General) (03)	1	\$95,547.38	0	\$0.00	1	\$95,547.38
	Parks, Recreational Facilities (03F)	2	\$69.11	0	\$0.00	2	\$69.11
	Sidewalks (03L)	0	\$0.00	1	\$1,813.21	1	\$1,813.21
	Total Public Facilities and Improvements	3	\$95,616.49	1	\$1,813.21	4	\$97,429.70
Public Services	Public Services (General) (05)	0	\$0.00	3	\$60,000.00	3	\$60,000.00
	Senior Services (05A)	0	\$0.00	1	\$30,000.00	1	\$30,000.00
	Total Public Services	0	\$0.00	4	\$90,000.00	4	\$90,000.00
General Administration and Planning	General Program Administration (21A)	0	\$0.00	2	\$110,722.33	2	\$110,722.33
	Total General Administration and Planning	0	\$0.00	2	\$110,722.33	2	\$110,722.33
Grand Total		8	\$205,616.45	9	\$250,652.46	17	\$456,268.91




U.S. Department of Housing and Urban Development
Office of Community Planning and Development
Integrated Disbursement and Information System
CDBG Summary of Accomplishments
Program Year: 2017

DATE: 03-15-18
TIME: 12:10
PAGE: 2

PASCO

CDBG Sum of Actual Accomplishments by Activity Group and Accomplishment Type


Activity Group	Matrix Code	Accomplishment Type	Open Count	Completed Count	Program Year Totals
Economic Development	Rehab; Publicly or Privately-Owned Commercial/Industrial (14E)	Business	5,810	0	5,810
	ED Technical Assistance (18B)	Jobs	25	0	25
	Total Economic Development		5,835	0	5,835
Housing	Rehab; Single-Unit Residential (14A)	Housing Units	0	3	3
	Code Enforcement (15)	Housing Units	0	29,295	29,295
	Total Housing		0	29,298	29,298
Public Facilities and Improvements	Public Facilities and Improvement (General) (03)	Public Facilities	25	0	25
	Parks, Recreational Facilities (03F)	Public Facilities	80,865	0	80,865
	Sidewalks (03L)	Persons	0	2,050	2,050
	Total Public Facilities and Improvements		80,890	2,050	82,940
Public Services	Public Services (General) (05)	Persons	0	71,635	71,635
	Senior Services (05A)	Persons	0	575	575
	Total Public Services		0	72,210	72,210
Grand Total			86,725	103,558	190,283



PASCO

CDBG Beneficiaries by Racial / Ethnic Category


Housing-Non Housing	Race	Total Hispanic		Total Hispanic	
		Total Persons	Persons	Total Households	Households
Housing	White	0	0	3	2
	Total Housing	0	0	3	2
Non Housing	White	608	63	0	0
	Black/African American	6	0	0	0
	Asian	5	0	0	0
	American Indian/Alaskan Native	2	0	0	0
	Other multi-racial	4	0	0	0
	Total Non Housing	625	63	0	0
Grand Total	White	608	63	3	2
	Black/African American	6	0	0	0
	Asian	5	0	0	0
	American Indian/Alaskan Native	2	0	0	0
	Other multi-racial	4	0	0	0
	Total Grand Total	625	63	3	2



PASCO

CDBG Beneficiaries by Income Category


	Income Levels	Owner Occupied	Renter Occupied	Persons
Housing	Extremely Low (<=30%)	1	0	0
	Low (>30% and <=50%)	0	0	0
	Mod (>50% and <=80%)	0	0	0
	Total Low-Mod	1	0	0
	Non Low-Mod (>80%)	0	0	0
	Total Beneficiaries	1	0	0
Non Housing	Extremely Low (<=30%)	0	0	277
	Low (>30% and <=50%)	0	0	237
	Mod (>50% and <=80%)	0	0	95
	Total Low-Mod	0	0	609
	Non Low-Mod (>80%)	0	0	16
	Total Beneficiaries	0	0	625



Office of Community Planning and Development
U.S. Department of Housing and Urban Development
Integrated Disbursement and Information System
PR26 - CDBG Financial Summary Report
Program Year 2017
PASCO , WA

DATE: 03-15-18
TIME: 12:13
PAGE: 1

PART I: SUMMARY OF CDBG RESOURCES	
01 UNEXPENDED CDBG FUNDS AT END OF PREVIOUS PROGRAM YEAR	577,739.85
02 ENTITLEMENT GRANT	695,709.00
03 SURPLUS URBAN RENEWAL	0.00
04 SECTION 108 GUARANTEED LOAN FUNDS	0.00
05 CURRENT YEAR PROGRAM INCOME	16,029.40
05a CURRENT YEAR SECTION 108 PROGRAM INCOME (FOR SI TYPE)	0.00
06 FUNDS RETURNED TO THE LINE-OF-CREDIT	0.00
06a FUNDS RETURNED TO THE LOCAL CDBG ACCOUNT	0.00
07 ADJUSTMENT TO COMPUTE TOTAL AVAILABLE	0.00
08 TOTAL AVAILABLE (SUM, LINES 01-07)	1,289,478.25
PART II: SUMMARY OF CDBG EXPENDITURES	
09 DISBURSEMENTS OTHER THAN SECTION 108 REPAYMENTS AND PLANNING/ADMINISTRATION	345,546.58
10 ADJUSTMENT TO COMPUTE TOTAL AMOUNT SUBJECT TO LOW/MOD BENEFIT	0.00
11 AMOUNT SUBJECT TO LOW/MOD BENEFIT (LINE 09 + LINE 10)	345,546.58
12 DISBURSED IN IDIS FOR PLANNING/ADMINISTRATION	110,722.33
13 DISBURSED IN IDIS FOR SECTION 108 REPAYMENTS	0.00
14 ADJUSTMENT TO COMPUTE TOTAL EXPENDITURES	0.00
15 TOTAL EXPENDITURES (SUM, LINES 11-14)	456,268.91
16 UNEXPENDED BALANCE (LINE 08 - LINE 15)	833,209.34
PART III: LOWMOD BENEFIT THIS REPORTING PERIOD	
17 EXPENDED FOR LOW/MOD HOUSING IN SPECIAL AREAS	0.00
18 EXPENDED FOR LOW/MOD MULTI-UNIT HOUSING	0.00
19 DISBURSED FOR OTHER LOW/MOD ACTIVITIES	345,546.58
20 ADJUSTMENT TO COMPUTE TOTAL LOW/MOD CREDIT	0.00
21 TOTAL LOW/MOD CREDIT (SUM, LINES 17-20)	345,546.58
22 PERCENT LOW/MOD CREDIT (LINE 21/LINE 11)	100.00%
LOW/MOD BENEFIT FOR MULTI-YEAR CERTIFICATIONS	
23 PROGRAM YEARS(PY) COVERED IN CERTIFICATION	PY: PY: PY:
24 CUMULATIVE NET EXPENDITURES SUBJECT TO LOW/MOD BENEFIT CALCULATION	0.00
25 CUMULATIVE EXPENDITURES BENEFITING LOW/MOD PERSONS	0.00
26 PERCENT BENEFIT TO LOW/MOD PERSONS (LINE 25/LINE 24)	0.00%
PART IV: PUBLIC SERVICE (PS) CAP CALCULATIONS	
27 DISBURSED IN IDIS FOR PUBLIC SERVICES	90,000.00
28 PS UNLIQUIDATED OBLIGATIONS AT END OF CURRENT PROGRAM YEAR	0.00
29 PS UNLIQUIDATED OBLIGATIONS AT END OF PREVIOUS PROGRAM YEAR	0.00
30 ADJUSTMENT TO COMPUTE TOTAL PS OBLIGATIONS	0.00
31 TOTAL PS OBLIGATIONS (LINE 27 + LINE 28 - LINE 29 + LINE 30)	90,000.00
32 ENTITLEMENT GRANT	695,709.00
33 PRIOR YEAR PROGRAM INCOME	0.00
34 ADJUSTMENT TO COMPUTE TOTAL SUBJECT TO PS CAP	0.00
35 TOTAL SUBJECT TO PS CAP (SUM, LINES 32-34)	695,709.00
36 PERCENT FUNDS OBLIGATED FOR PS ACTIVITIES (LINE 31/LINE 35)	12.94%
PART V: PLANNING AND ADMINISTRATION (PA) CAP	
37 DISBURSED IN IDIS FOR PLANNING/ADMINISTRATION	110,722.33
38 PA UNLIQUIDATED OBLIGATIONS AT END OF CURRENT PROGRAM YEAR	0.00
39 PA UNLIQUIDATED OBLIGATIONS AT END OF PREVIOUS PROGRAM YEAR	2,636.95
40 ADJUSTMENT TO COMPUTE TOTAL PA OBLIGATIONS	0.00
41 TOTAL PA OBLIGATIONS (LINE 37 + LINE 38 - LINE 39 +LINE 40)	108,085.38
42 ENTITLEMENT GRANT	695,709.00
43 CURRENT YEAR PROGRAM INCOME	16,029.40
44 ADJUSTMENT TO COMPUTE TOTAL SUBJECT TO PA CAP	0.00
45 TOTAL SUBJECT TO PA CAP (SUM, LINES 42-44)	711,738.40
46 PERCENT FUNDS OBLIGATED FOR PA ACTIVITIES (LINE 41/LINE 45)	15.19%



Office of Community Planning and Development
 U.S. Department of Housing and Urban Development
 Integrated Disbursement and Information System
 PR26 - CDBG Financial Summary Report
 Program Year 2017
 PASCO , WA

DATE: 03-15-18
 TIME: 12:13
 PAGE: 2

LINE 17 DETAIL: ACTIVITIES TO CONSIDER IN DETERMINING THE AMOUNT TO ENTER ON LINE 17

Report returned no data.


LINE 18 DETAIL: ACTIVITIES TO CONSIDER IN DETERMINING THE AMOUNT TO ENTER ON LINE 18

Report returned no data.

LINE 19 DETAIL: ACTIVITIES INCLUDED IN THE COMPUTATION OF LINE 19

Plan Year	IDIS Project	IDIS Activity	Voucher Number	Activity Name	Matrix Code	National Objective	Drawn Amount
2016	3	355	6034244	COMMERCIAL KITCHEN FACILITY IMPROVEMENT	03	LMC	\$1,578.43
2016	3	355	6064938	COMMERCIAL KITCHEN FACILITY IMPROVEMENT	03	LMC	\$3,464.70
2016	3	355	6089248	COMMERCIAL KITCHEN FACILITY IMPROVEMENT	03	LMC	\$89,527.92
2016	3	355	6122508	COMMERCIAL KITCHEN FACILITY IMPROVEMENT	03	LMC	\$976.33
					03	Matrix Code	\$95,547.38
2016	5	357	6089248	PEANUTS PARK RESTORATION PHASE 1	03F	LMA	\$69.11
					03F	Matrix Code	\$69.11
2014	7	334	6034244	SYLVESTER NEIGHBORHOOD IMPROVEMENTS	03L	LMA	\$1,813.21
					03L	Matrix Code	\$1,813.21
2017	2	361	6089248	CIVIC CENTER RECREATION SPECIALIST	05	LMA	\$15,003.00
2017	2	361	6122508	CIVIC CENTER RECREATION SPECIALIST	05	LMA	\$4,997.00
2017	2	362	6089248	MLK CENTER RECREATION SPECIALIST	05	LMA	\$15,003.00
2017	2	362	6122508	MLK CENTER RECREATION SPECIALIST	05	LMA	\$4,997.00
2017	2	364	6089248	YMCA MLK COMMUNITY CENTER REC PROGRAM	05	LMA	\$15,000.00
2017	2	364	6122508	YMCA MLK COMMUNITY CENTER REC PROGRAM	05	LMA	\$5,000.00
					05	Matrix Code	\$60,000.00
2017	2	363	6089248	SENIOR CENTER RECREATION SPECIALIST	05A	LMC	\$22,500.00
2017	2	363	6122508	SENIOR CENTER RECREATION SPECIALIST	05A	LMC	\$7,500.00
					05A	Matrix Code	\$30,000.00
2014	4	325	6034244	CATHOLIC FAMILY VOLUNTEER CHORE SERVICES	14A	LMH	\$116.92
2014	4	326	6034244	COMMUNITY HOUSING IMPROVEMENT MINOR REHAB PROGRAM	14A	LMH	\$175.38
2014	4	326	6064938	COMMUNITY HOUSING IMPROVEMENT MINOR REHAB PROGRAM	14A	LMH	\$2,750.50
2014	4	326	6089248	COMMUNITY HOUSING IMPROVEMENT MINOR REHAB PROGRAM	14A	LMH	\$5,676.29
2014	4	326	6122508	COMMUNITY HOUSING IMPROVEMENT MINOR REHAB PROGRAM	14A	LMH	\$27,653.88
					14A	Matrix Code	\$36,372.97
2016	3	353	6034244	FACADE IMPROVEMENT PROGRAM	14E	LMA	\$7.30
2016	3	353	6089248	FACADE IMPROVEMENT PROGRAM	14E	LMA	\$11.53
2016	3	353	6122508	FACADE IMPROVEMENT PROGRAM	14E	LMA	\$127.97
2016	3	356	6034244	COMMERCIAL KITCHEN FACADE IMPROVEMENT	14E	LMA	\$131.54
2016	3	356	6089248	COMMERCIAL KITCHEN FACADE IMPROVEMENT	14E	LMA	\$476.31
2016	3	356	6122508	COMMERCIAL KITCHEN FACADE IMPROVEMENT	14E	LMA	\$33,975.16
					14E	Matrix Code	\$34,729.81
2017	6	366	6089248	CODE ENFORCEMENT OFFICER	15	LMA	\$36,000.00
2017	6	366	6122508	CODE ENFORCEMENT OFFICER	15	LMA	\$12,000.00
					15	Matrix Code	\$48,000.00
2017	3	365	6089248	PASCO SPECIALTY KITCHEN	18B	LMJ	\$39,014.10
					18B	Matrix Code	\$39,014.10
Total							\$345,546.58

LINE 27 DETAIL: ACTIVITIES INCLUDED IN THE COMPUTATION OF LINE 27



Program Year 2017 Funds

2017 CDBG Allocation	\$695,709.00
Program Income Received During Program Year 2017	\$16,029.40
Funds Returned to Local Program Account During Program Year 2017	\$0.00
Total Available¹	\$711,738.40

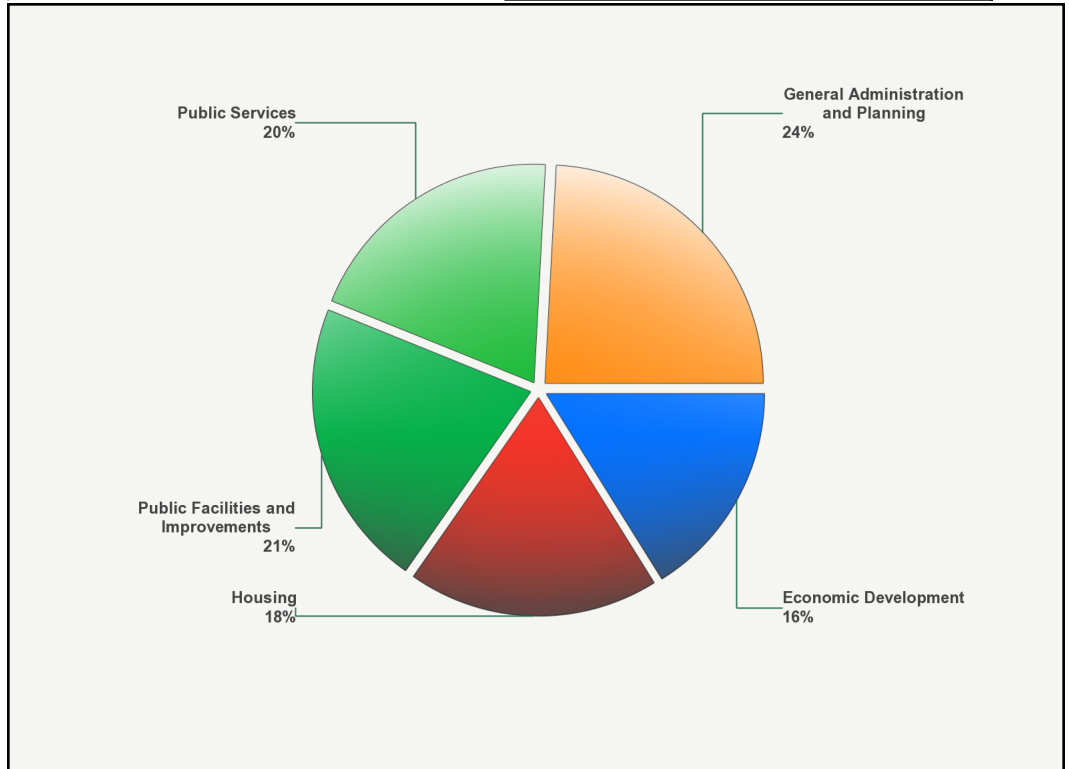
Expenditures²


Type of Activity	Expenditure	Percentage
Economic Development	\$73,743.91	16.16%
Housing	\$84,372.97	18.49%
Public Facilities and Improvements	\$97,429.70	21.35%
Public Services	\$90,000.00	19.73%
General Administration and Planning	\$110,722.33	24.27%
Total	\$456,268.91	100.00%

Timeliness

Timeliness Ratio - unexpended funds as percent of 2017 allocation 1.37

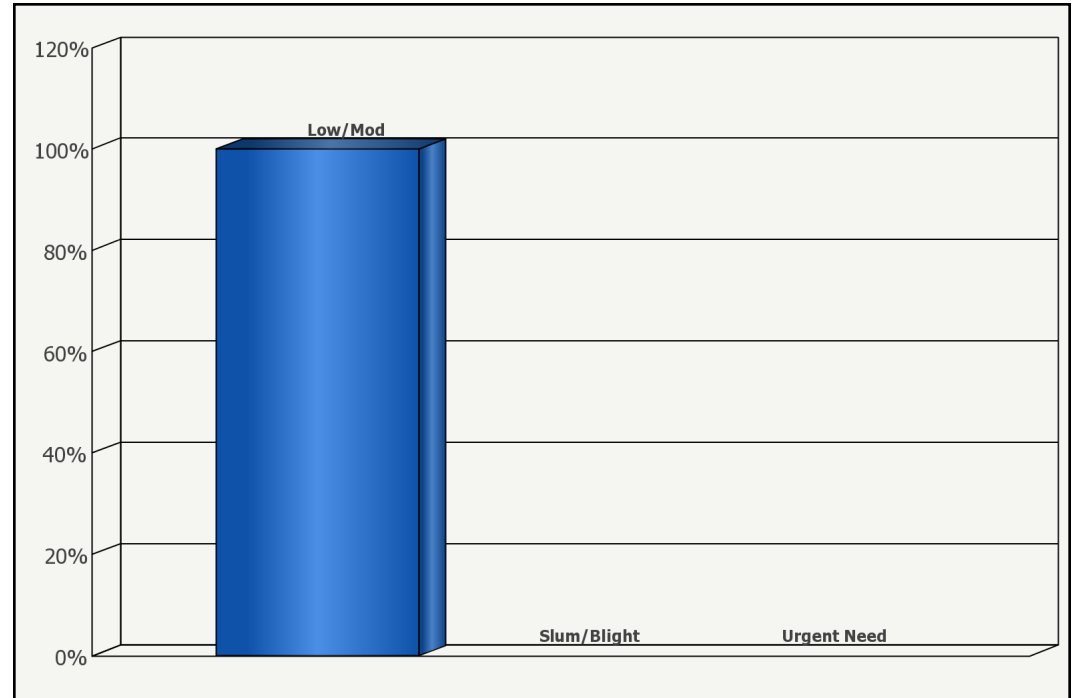
Expenditures by Type of Activity (%) Expenditures by Type of Activity (\$)






Program Targeting

1 -Percentage of Expenditures Assisting Low- and Moderate-Income Persons and Households Either Directly or On an Area Basis ³	100.00%
2 -Percentage of Expenditures That Benefit Low/Mod Income Areas	41.85%
3 -Percentage of Expenditures That Aid in The Prevention or Elimination of Slum or Blight	0.00%
4 -Percentage of Expenditures Addressing Urgent Needs	0.00%
5 -Funds Expended in Neighborhood (Community For State) Revitalization Strategy Areas and by Community Development Financial Institution.	\$0.00
6 -Percentage of Funds Expended in Neighborhood (Community For State) Revitalization Strategy Areas and by Community Development Financial Institution	0.00%



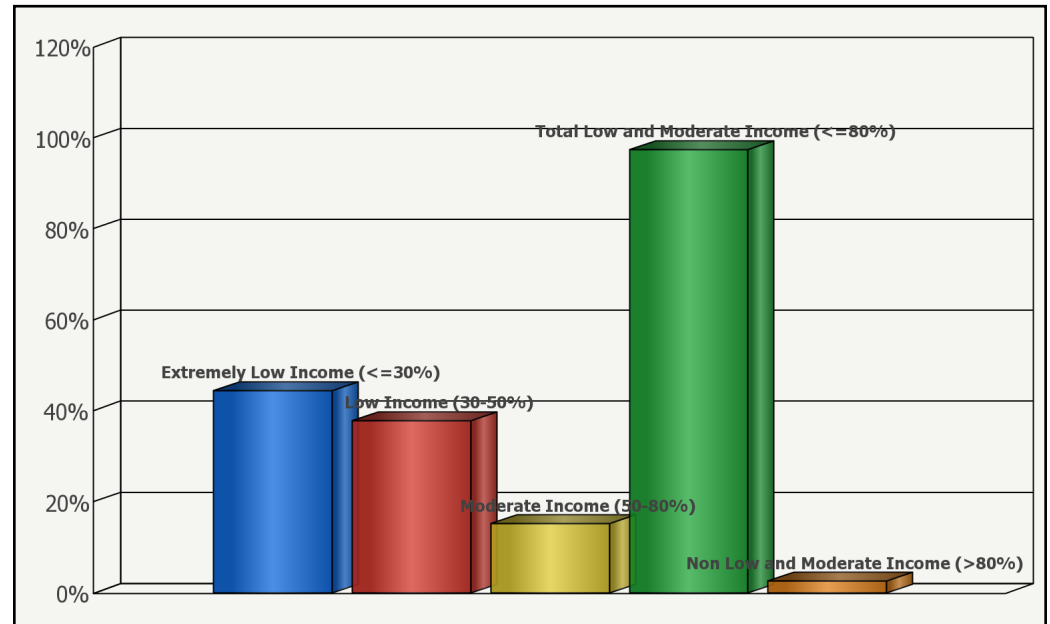



CDBG Beneficiaries by Racial/Ethnic Category⁴

Race	Total	Hispanic
White	97.28%	100.00%
Black/African American	0.96%	0.00%
Asian	0.80%	0.00%
American Indian/Alaskan Native	0.32%	0.00%
Native Hawaiian/Other Pacific Islander	0.00%	0.00%
American Indian/Alaskan Native & White	0.00%	0.00%
Asian & White	0.00%	0.00%
Black/African American & White	0.00%	0.00%
Amer. Indian/Alaskan Native & Black/African Amer.	0.00%	0.00%
Other multi-racial	0.64%	0.00%
Asian/Pacific Islander (valid until 03-31-04)	0.00%	0.00%
Hispanic (valid until 03-31-04)	0.00%	0.00%

Income of CDBG Beneficiaries

Income Level	Percentage
Extremely Low Income (<=30%)	44.41%
Low Income (30-50%)	37.86%
Moderate Income (50-80%)	15.18%
Total Low and Moderate Income (<=80%)	97.44%
Non Low and Moderate Income (>80%)	2.56%





U.S. Department of Housing and Urban Development
Office of Community Planning and Development
Integrated Disbursement and Information System
CDBG Community Development Block Grant Performance Profile
PR54 - PASCO,WA
Program Year From 01-01-2017 To 12-31-2017

DATE: 03-21-18
TIME: 14:13
PAGE: 4

Accomplishment	Number
Actual Jobs Created or Retained	16
Households Receiving Housing Assistance	1
Persons Assisted Directly, Primarily By Public Services and Public Facilities	600
Persons for Whom Services and Facilities were Available	114,600 ⁵
Units Rehabilitated-Single Units	1
Units Rehabilitated-Multi Unit Housing	0

Funds Leveraged for Activities Completed \$250,652.46

Notes

1 Also, additional funds may have been available from prior years.

2 The return of grant funds is not reflected in these expenditures.

3 Derived by dividing annual expenditures for low-and moderate-income activities by the total expenditures for all activities (excluding planning and administration, except when State planning activities have a national objective) during the program year.

4 For entitlement communities, these data are only for those activities that directly benefit low- and moderate-income persons or households. They do not include data for activities that provide assistance to low- and moderate-income persons on an area basis, activities that aid in the prevention and elimination of slums and blight, and activities that address urgent needs. For states, these data are reported for all activities that benefit low- and moderate-income persons or households, aid in the prevention and elimination of slums and blight, and address urgent needs.

5 This number represents the total number of persons/households for whom services/facilities were available for [in many cases] multiple area benefit activities as reported by grantees. A service or facility meeting the national objective of benefiting low- and moderate-income persons on an area basis is available to all residents of the area served by the activity. If one or more activities had the same or overlapping service areas, the number of persons served by each activity was used to calculate the total number served; e.g., if two activities providing different services had the same service area, the number of persons in the service area would be counted twice; once for each activity.