



**CONSOLIDATED ANNUAL
PERFORMANCE
EVALUATION REPORT
2018**

**CITY OF PASCO
WASHINGTON**

March 31, 2019, Version 2
Dated 3.7.2019

Table of Contents

CR-05 - Goals and Outcomes	3
CR-10 - Racial and Ethnic composition of families assisted	7
CR-15 - Resources and Investments 91.520(a)	8
CR-20 - Affordable Housing 91.520(b)	9
CR-25 - Homeless and Other Special Needs 91.220(d, e); 91.320(d, e); 91.520(c)	11
CR-30 - Public Housing 91.220(h); 91.320(j)	13
CR-35 - Other Actions 91.220(j)-(k); 91.320(i)-(j).....	15
CR-40 - Monitoring 91.220 and 91.230.....	19

CR-05 - Goals and Outcomes (4th YEAR PLAN)

Progress the jurisdiction has made in carrying out its strategic plan and its action plan. 91.520(a)

This could be an overview that includes major initiatives and highlights that were proposed and executed throughout the program year.

The City of Pasco conducted activities during the 2018 program year to increase and preserve affordable housing choices, support community, neighborhood, and economic development efforts, and support homeless intervention and public service activities. The City managed or implemented each activity in a manner consistent with the certifications presented in the PY2018 Annual Action Plan, including: Affirmatively furthering fair housing; Following an anti-displacement and relocation plan; Providing a drug-free workplace; Ensuring no federal funds were used for lobbying; and Implementing activities that are consistent with all components of the 5-Year Consolidated Plan. Overall, the City of Pasco meets the 2015-2019 Consolidated Plan and 2018 Annual Action Plan goals and objectives. The City has demonstrated measurable progress in all of the Consolidated Plan programs and projects. Highlights include:

Affordable housing activities utilized \$99,322.82, 12.97% of total funds in 2018 to sustain or improve the quality of existing affordable housing stock. Activities included owner-occupied minor rehabilitation, eligible code enforcement inspections and tasks within low-moderate income census tracts to arrest decline in these areas, energy efficiency/ weatherization improvements, removal of spot blight conditions, and ADA improvements. Activities increase community awareness of lead-paint hazards and assist with testing for lead hazards. HOME funded activities (reported by the City of Richland) provide homeownership opportunities through such activities as gap financing, downpayment assistance and infill ownership.

Economic Development Activities utilized \$177,946.61 in CDBG funds approximately 23.24% to support for businesses that create jobs for lower-income residents and/or businesses that provide essential services to lower-income neighborhoods or provide stability to at-risk or blighted areas through activities such as facade improvements and support for micro-enterprises. Funds may support activities that improve the skills of the local workforce, including those with special needs.

Public Facilities and Improvements activities utilized \$268,932.63 in CDBG funds or 35.12% for the PSK commercial kitchen facility upgrade and facade improvement projects and for Peanuts Park renovation project design documents.

Homeless interventions/public service activities utilized \$94,925, or 12.40% in CDBG funds to support public services that respond to the immediate needs of persons in crisis and that support regional efforts to meet the basic living needs of lower-income households and individuals including persons with special needs, seniors, and disadvantaged youth.

The City of Pasco utilized \$124,541.92 or 16.27% for general planning and administration activities.

Expenditures in low-moderate income areas totaled \$467,938.96 or 72.97%. Projects beneficiaries totaled 115,435 people in low-moderate income census tracts.

Comparison of the proposed versus actual outcomes for each outcome measure submitted with the consolidated plan and explain, if applicable, why progress was not made toward meeting goals and objectives. 91.520(g)

Categories, priority levels, funding sources and amounts, outcomes/objectives, goal outcome indicators, units of measure, targets, actual outcomes/outputs, and percentage completed for each of the grantee’s program year goals.

Goal	Category	Source / Amount	Indicator	Unit of Measure	Expected – Strategic Plan	Actual – Strategic Plan	Percent Complete	Expected – Program Year	Actual – Program Year	Percent Complete
Community, neighborhood and economic development	Non-Housing Community Development	CDBG: \$335400	Public Facility or Infrastructure Activities other than Low/Moderate Income Housing Benefit	Persons Assisted	47655	117180	245.89%	26955	29295	108.68%
Community, neighborhood and economic development	Non-Housing Community Development	CDBG: \$335400	Facade treatment/business building rehabilitation	Business	3	2	66.67%		1	
Community, neighborhood and economic development	Non-Housing Community Development	CDBG: \$335400	Jobs created/retained	Jobs	30	59	196.67%	16	18	112.50%

Community, neighborhood and economic development	Non-Housing Community Development	CDBG: \$335400	Businesses assisted	Businesses Assisted	30	38	126.67%	6	13	216.67%
Community, neighborhood and economic development	Non-Housing Community Development	CDBG: \$335400	Housing Code Enforcement/Foreclosed Property Care	Household Housing Unit	2500	2475	99.00%	500	968	193.60%
Homeless interventions and public services	Homeless Non-Homeless Special Needs	CDBG: \$94925	Public service activities other than Low/Moderate Income Housing Benefit	Persons Assisted	15000	287936	1919.57%	72610	71984	99.14%
Increase and preserve affordable housing choices	Affordable Housing	CDBG: \$179300	Homeowner Housing Rehabilitated	Household Housing Unit	10	3	30.00%	3	3	100.00%
Increase and preserve affordable housing choices	Affordable Housing	CDBG: \$179300	Housing Code Enforcement/Foreclosed Property Care	Household Housing Unit						

Table 1 - Accomplishments – Program Year & Strategic Plan to Date

Assess how the jurisdiction’s use of funds, particularly CDBG, addresses the priorities and specific objectives identified in the plan, giving special attention to the highest priority activities identified.

The goals and strategies are designed to provide a framework for action in undertaking housing and community development activities over the five year period. Goals describe priority areas for overall improvement in Pasco. Strategies describe the general methods that the entitlement

communities will employ to positively impact living and working conditions. Objectives detail the specifics of the strategies, the tools that will be used to implement the strategies, populations and areas that will be targeted, and performance indicators to track progress in meeting the goals.

Due to HUD's recent monitoring, new policies and practices related to public services and public facilities have been implemented by the City of Pasco. As a result of these changes in policies and procedures, achievements and goals will be documented, tracked, and monitored more efficiently. The City feels that these changes result in more accurate reporting in line with HUD's guidance.

Activities funded by the City of Pasco during the 2017 program year addressed the priorities established in the Tri-Cities 2015-2019 Consolidated Plan, which were drawn from an analysis of the needs and resources identified through the planning process.

CR-10 - Racial and Ethnic composition of families assisted

Describe the families assisted (including the racial and ethnic status of families assisted).

91.520(a)

	CDBG
White	510
Black or African American	11
Asian	14
American Indian or American Native	2
Native Hawaiian or Other Pacific Islander	2
Other multi-racial	3
Total	542
Hispanic	61
Not Hispanic	481

Table 2 – Table of assistance to racial and ethnic populations by source of funds

Narrative

Information on income by family size is required for the CHIP rehabilitation program and PSK technical assistance low-mod jobs created. Income information is reported for the Senior Center public service project, although, it is not required for presumed benefit.

Activities based on area benefit do not report race and ethnicity demographics on this table. Information on race and ethnicity is available at the 2017 American Community Survey link below: https://factfinder.census.gov/faces/nav/jsf/pages/community_facts.xhtml.

CR-15 - Resources and Investments 91.520(a)

Identify the resources made available

Source of Funds	Source	Resources Made Available	Amount Expended During Program Year
CDBG	CDBG	756,230	765,668.98

Table 3 - Resources Made Available

Narrative

Program year 2018 activities utilized CDBG funds \$379,610.34 and prior year activities utilized \$386,068.64 for total funds used \$765,668.98.

Identify the geographic distribution and location of investments

Target Area	Planned Percentage of Allocation	Actual Percentage of Allocation	Narrative Description

Table 4 – Identify the geographic distribution and location of investments

Narrative

Infrastructure in low- and moderate- income neighborhoods, focusing on sidewalks, curbs and gutters, park improvements and improvements is a priority in Pasco to bring neighborhoods into ADA compliance. Target areas include the downtown revitalization area, central and east Pasco.

Leveraging

Explain how federal funds leveraged additional resources (private, state and local funds), including a description of how matching requirements were satisfied, as well as how any publicly owned land or property located within the jurisdiction that were used to address the needs identified in the plan.

CDBG funds leveraged additional federal, state and local funding resources to support affordable housing, community and economic development, and Homelessness Prevention/Non-Homeless Special Needs projects. Total resources from other funding sources totaled over \$355,443.16. Private investments were also encouraged in economic development and affordable housing projects.

CR-20 - Affordable Housing 91.520(b)

Evaluation of the jurisdiction's progress in providing affordable housing, including the number and types of families served, the number of extremely low-income, low-income, moderate-income, and middle-income persons served.

	One-Year Goal	Actual
Number of homeless households to be provided affordable housing units	0	0
Number of non-homeless households to be provided affordable housing units	0	0
Number of special-needs households to be provided affordable housing units	0	0
Total	0	0

Table 5 – Number of Households

	One-Year Goal	Actual
Number of households supported through rental assistance		
Number of households supported through the production of new units		
Number of households supported through the rehab of existing units	3	3
Number of households supported through the acquisition of existing units		
Total	3	3

Table 6 – Number of Households Supported

Discuss the difference between goals and outcomes and problems encountered in meeting these goals.

The CHIP Minor Rehabilitation Program (326) was funded in 2014. In 2017 the funds were reassigned to the City of Pasco for completion. Five (5) applications were received in 2017 and reviewed for eligibility. Of these, three were approved. Construction began in 2017 and in the beginning of 2018, one rehabilitation was completed. At the end of 2018, two other rehabilitations were substantially completed. Prior to close out, a review revealed a minor amount of work remaining to be completed. The project is being held open until final completion in 2019. Three extremely low-income households have been assisted with the rehabilitation program. Two households are elderly/disabled homeowners.

In 2018, additional funds were requested for the CHIP Minor Rehabilitation Program (375), 7 applications were received, 4 were denied or withdrawn, 3 are still under review pending additional information requested from the homeowners and resolution of problems preventing them from being qualified. All three are extremely low income, elderly and/or disabled with more moderate to severe problems.

Discuss how these outcomes will impact future annual action plans.

More applications were received than funding available. The program needs to be reconfigured to tackle problems such as roofs or windows. There is too great a need with little funding available making it difficult to cost effectively complete the projects. Too much time and effort is being spent determining what is the greatest need. It appears that the majority of applicants had leaking roofs, no HVAC, or in efficient windows and doors.

Include the number of extremely low-income, low-income, and moderate-income persons served by each activity where information on income by family size is required to determine the eligibility of the activity.

Number of Households Served	CDBG Actual	HOME Actual*
Extremely Low-income	243	0
Low-income	204	0
Moderate-income	79	0
Total	1006	0

Table 7 – Number of Households Served

Narrative Information

*Reported in Richland CAPER

Information on income by household is required for the CHIP rehabilitation program, Pasco Specialty Kitchen (PSK) Technical Assistance, and the Pasco Senior Center.

CR-25 - Homeless and Other Special Needs 91.220(d, e); 91.320(d, e); 91.520(c)

Evaluate the jurisdiction's progress in meeting its specific objectives for reducing and ending homelessness through:

Reaching out to homeless persons (especially unsheltered persons) and assessing their individual needs

The City of Pasco is committed to supporting various activities outlined in the Consolidated Plan to strengthen and coordinate actions with housing, non-profit and economic development agencies. Staff continues to be an active member of the Benton Franklin Housing Continuum of Care to assist in the coordination of government agencies, nonprofit organizations, housing developers, social service providers, and continuum of care providers to meet the needs of the homeless.

The City of Pasco staff participates in annual the point in time count and serves on the Continuum of Care Board. Outside of these activities, the City did not reach out to any unsheltered homeless persons or assess their individual needs.

Addressing the emergency shelter and transitional housing needs of homeless persons

The City supports the activities of community efforts to house individuals transitioning out of homelessness. The City does not have capacity to provide supportive managed care and subsidized rent helping clients to achieve self-sufficiency. The City continues to seek funding sources with which to continue providing assistance to non-profits for transitional housing projects.

Helping low-income individuals and families avoid becoming homeless, especially extremely low-income individuals and families and those who are: likely to become homeless after being discharged from publicly funded institutions and systems of care (such as health care facilities, mental health facilities, foster care and other youth facilities, and corrections programs and institutions); and, receiving assistance from public or private agencies that address housing, health, social services, employment, education, or youth needs

Except for involvement with the Continuum of Care Group, the City did not provide assistance any low-income individuals or families avoid becoming homeless, that are being discharged from publicly funded institutions or receiving assistance from public or private agencies this program year.

Helping homeless persons (especially chronically homeless individuals and families, families with children, veterans and their families, and unaccompanied youth) make the transition to permanent housing and independent living, including shortening the period of time that individuals and families experience homelessness, facilitating access for homeless individuals and families to affordable housing units, and preventing individuals and families who were recently homeless from becoming homeless again

Same as above.

CR-30 - Public Housing 91.220(h); 91.320(j)

Actions taken to address the needs of public housing

The City does not directly manage public housing. Public housing efforts are managed and implemented by the Housing Authority of Franklin County. To the furthest extent that it makes sense, the City works with the Housing Authority to analyze data to understand the public housing needs in Pasco.

In the Tri-Cities, public housing authorities facilitate tenant councils in their respective jurisdictions. These public housing authorities actively support self-sufficiency for Section 8 and other program clients and actively market their assistance programs to private landlords and property management firms. As in most areas, public housing authority waiting lists in the Tri-Cities are unable to match the need for housing to the supply of vouchers or public housing units. Waiting lists are open year-round, with preferences and eligibility criteria established separately by each PHA as allowed by federal regulation.

Housing Authority of City of Pasco and Franklin County (HACPFC) has 280 public housing, 318 Housing Choice Vouchers (Section 8), public housing units and 68 project based affordable units for household income between 50-80% AMI. Varney Court development provides 38 units for agricultural workers whose income is less than 50% AMI. The project utilized 4% tax credits to finance the development, however, they are not subsidized. In total, HACPFC has 598 subsidized units (public housing and Section 8 vouchers) which are targeted for individuals with less than 30% AMI, and 106 affordable units which are unsubsidized. Funding cuts for Section 8 has resulted in HACPFC only being able to provide assistance for 275 families with section 8 vouchers.

The public housing stock owned by the PHA is generally in very good overall condition. Regular improvements are generally made through their own funding as well as a variety of HUD Public Housing Grant Programs available for modernization, safety/security measures, rehabilitation and other operating issues. Public housing units range from scattered site, multi-family duplexes to multi-family apartment complexes.

All rental properties in Pasco are required to be licensed annually and inspected bi-annually for compliance with minimum housing standards per the International Property Maintenance Code. Public Housing and Section 8 properties are inspected and certified by HUD inspectors and with properties inspected through the Rental Inspection Program. Through this program, many affordable rental units have been returned to the market, increasing the stock of safe, decent and affordable housing.

Actions taken to encourage public housing residents to become more involved in management and participate in homeownership

The City funds several public services projects that provide training and education to low-income residents in regard to self-sufficiency, tenant rights, and homeownership options. The Pasco Day Labor Center is a project that provides such services and is funded with City General Funds. Centro Legal de la Raza and Eden Council for Hope and Opportunity are projects funded with CDBG.

Actions taken to provide assistance to troubled PHAs

There were no actions taken to provide assistance to a troubled PHA.

There were no actions taken to provide assistance to a troubled PHA.

CR-35 - Other Actions 91.220(j)-(k); 91.320(i)-(j)

Actions taken to remove or ameliorate the negative effects of public policies that serve as barriers to affordable housing such as land use controls, tax policies affecting land, zoning ordinances, building codes, fees and charges, growth limitations, and policies affecting the return on residential investment. 91.220 (j); 91.320 (i)

Actions taken to address obstacles to meeting underserved needs. 91.220(k); 91.320(j)

The need for affordable housing and community development and quality of life serves in order to assist low and moderate-income individuals, families and neighborhoods is tremendous. The greatest obstacle in meeting underserved needs is funding. While the City has programs in place to address the underserved needs, the amount of funding available for additional programs is insufficient to produce outcomes that ensure a full range of decent housing and suitable living environments.

The City funds a number of CDBG activities that benefit its citizens by provided rehabilitation to homeowners through the Owner Occupied Rehabilitation program and accessibility modifications through the Volunteer Chore Services program. Additionally, the City funds community, economic, and neighborhood projects. Projects include improve neighborhood parks which enhance the livability of the neighborhood and the removal of architectural barriers that limit seniors and disabled from accessing City services.

There were no changes to public policies in 2018. Darcy

Non-homeless Special Needs

The City of Pasco partners with and supports various housing efforts of local non-profit and public housing agencies with respect to supportive needs of non-homeless as opportunities arise. Many resources responding to the needs of the homeless and non-homeless are identified in local resource guidebooks for low-income and homeless persons. More community resources and services can be accessed by calling “**2-1-1 Get Connected**” and through internet connection at www.4people.org.

The City of Pasco continued to support the efforts of various non-profit agencies, housing authorities and Community Housing Development Organizations to provide affordable housing opportunities for special needs populations. Priority is given by Benton Franklin CAC Energy Efficient Healthy House Program to those homes occupied by vulnerable populations, such as elderly or disabled homeowners and renters. City staff will be available to assist in identifying potential funding sources, provide technical assistance within staff capacity, and remain receptive to forming partnerships with other entities to assure vulnerable populations are able to reside in decent, safe housing.

The Pasco Senior Center has numerous programs to serve the elderly and disabled, including a foot care program, health screening and nutrition programs.

Detox Center, which is located in Pasco, serves the Tri-City area and a number of other facilities providing specialized services to the non-homeless persons in need in the area of Benton and Franklin Counties.

LaClinica, a medical, dental and housing clinic located in Pasco, provides an assortment of services to the elderly and low/mod income persons. CDBG and CHDO funding is offered to this organization on a regular basis covering a number of needs, primarily in the area of housing.

Reduce the Incidence of Homelessness

The City of Pasco continues to support the bi-county Housing Continuum of Care network responsible for implementing the 10-Year Homeless Housing Plan to reduce homelessness by 50 percent within the next 10 years. Pasco will continue to be supportive of non-profit and housing agencies efforts to apply for McKinney-Vento, THOR, and other funding resources to assist homeless families and individuals with transitional and permanent and supportive housing.

Specific HOPWA Objectives

The City of Pasco does not receive HOWPA funds; however, the following information has been compiled and reported on by the Benton Franklin counties Department of Human Services through the bi-county Housing Continuum of Care Task Force.

Actions taken to reduce lead-based paint hazards. 91.220(k); 91.320(j)

Applicants for the down-payment assistance program are provided with “Protect Your Family from Lead in Your Home” pamphlet and “Renovate Right” is provided to all Homeowner Rehabilitation applicants. This benefits lower-income households that would qualify for housing programs. Information is also made available to the general public and contractors visiting city offices and via links on city websites.

The City of Pasco will also continue to reduce the cost burden to lower income households by paying for extensive testing to identify lead hazards and assure compliance after remediation work. This will be accomplished by granting the costs of lead-based paint inspections, risk assessments, and one clearance exam for persons assisted by the Homeowner Rehabilitation Program using CDBG funds.

Actions taken to reduce the number of poverty-level families. 91.220(k); 91.320(j)

Several activities were undertaken in 2018 to decrease cost-burdens for lower income people, such as the various housing programs offered by the City of Pasco and the Tri-Cities HOME Consortium including Down Payment Assistance Program, and various public/social service programs such as life skills training.

The City of Pasco actively supports economic development projects to create and retain jobs, provide education or training to enable people to become self-sufficient, and improve economic opportunity to work at living wage jobs.

Activities in 2018 that addressed urgent priority community needs in the downtown business overlay district were provided through the Pasco Specialty Kitchen (a certified commercial kitchen incubator) providing technical assistance to microenterprise businesses, the Façade Improvement Program to improve the appearance of downtown businesses, and projector installation for the Pasco High School Commercial Foods Academy, Culinary Arts class to employ all available expertise to improve economic conditions in Pasco.

Address three urgent priority community needs in the downtown business overlay district through the Pasco Specialty Kitchen (a certified commercial kitchen incubator), the Façade Improvement Program will employ all its expertise to improve economic conditions in Pasco.

Supported the efforts of various non-profit agencies, housing authorities and CHDO's to provide affordable housing opportunities for special needs populations. Rehabilitation priority is given by the by Benton Franklin CAC Energy Efficient Healthy House Program to those homes occupied by vulnerable populations, such as elderly or disabled homeowners and renters.

Continued support for very low-income seniors and disabled households by reducing water bills. Discounts for electricity and refuse are also offered by Franklin Public Utility District (PUD) and Basin Disposal.

Actions taken to develop institutional structure. 91.220(k); 91.320(j)

The City of Pasco is committed to supporting various activities outlined in the Consolidated Plan to strengthen and coordinate actions with housing, non-profit and economic development agencies. Staff continues to be an active member of the Benton Franklin Housing Continuum of Care to assist in the coordination of government agencies, nonprofit organizations, housing developers, social service providers, and continuum of care providers to meet the needs of the homeless.

The cities participate in cross-jurisdictional efforts. This includes participation in the Benton Franklin Continuum of Care, Benton Franklin Human Services Department, involvement with Housing Authorities, and continued efforts to foster cooperation among government agencies, nonprofit organizations, housing developers, social service providers, local businesses and continuum of care provides to meet the needs of the homeless.

While the City of Richland is the lead entity, it relies heavily on the staff of the other two cities for support in the HOME program. One of the strengths of the Consortium is the close working relationship between the cities in general as well as between the departments charged with administering the HUD programs. In turn, agencies such as Benton Franklin Community Action Connections, TRIDEC, the Benton Franklin Continuum of Care, Benton Franklin Council of Governments, Housing Authorities and several nonprofit agencies work in all three cities, improving the effectiveness of coordination and efficiencies. The fact that the three cities are in close proximity, with common issues and opportunities, provides a base for cooperation. The Consortium also hold regular meetings to discuss improving internal policies, best practices and written agreements.

Actions taken to enhance coordination between public and private housing and social service agencies. 91.220(k); 91.320(j)

City of Richland CDBG and Tri Cities Consortium staff coordinate with a variety of public and private housing and social service agencies during the planning, project proposal, and implementation stages of programs through the citizen participation process.

Staff of the cities and representatives of nonprofit services and housing agencies participate on committees crossing jurisdictional lines. This includes involvement in the Continuum of Care planning efforts undertaken by Benton Franklin Human Services Department, a joint County agency, to oversee

reducing homelessness in the counties. Pasco continues to work with other community liaisons to encourage cooperation and sharing of information to identify existing resources that might be available to meet community needs.

There is also a close working relationship with the Housing Authorities, some of whom have benefited from CDBG and/or HOME funds for assisted housing development activities and whose residents have benefitted from public services delivered by the area's nonprofit agencies.

Limiting cooperative efforts, is the lack of new federal resources available for programs.

Identify actions taken to overcome the effects of any impediments identified in the jurisdictions analysis of impediments to fair housing choice. 91.520(a)

The Fair Housing Act and the CDBG and HOME Program rules pertaining to non-discrimination follow a history in the United States' affirmation of various civil rights of its citizenry. The core principles of fairness and anti-discrimination are rooted in the Constitution and its Amendments, and a series of milestone civil rights laws that have further honed the concept of fairness in governmental and private actions. These laws were made not only to govern the individual citizen's actions, but also to establish the same standards of fairness and accountability for governmental actions.

The Analysis of Impediments to Fair Housing is a required document for Community Development Block Grant (CDBG) and HOME entitlement jurisdictions. It has become the basis for identifying specific patterns of violation of the Fair Housing Act and other laws, civil rights rules and regulations which occur in a local jurisdiction. Once partners are identified, communities can design effective strategies and goals to address fair housing problems. The general content of this Analysis of Impediment to Fair Housing includes:

1. Identification of Fair Housing laws and rules.
2. A discussion of what constitutes fair housing violations and impediments.
3. Discussion of the fair housing complaint processes and investigation protocol.
4. An overview of the Tri-Cities demographic profiles including income, population attributes, economic conditions, and general housing market conditions. Data from a variety of sources including local mortgage lending performance, complaint data, etc.
5. Review of local permitting and housing codes as well as housing program rules and practices, and local government practices which impact housing. Identification of specific goals and actions to address identified impediments as well as ways to affirmatively further fair housing in the area.

Pasco continues to expand and support activities that affirmatively further fair housing by implementing the recommended actions of the *Analysis of Impediments to Fair Housing Plan*. In 2018, the City of Pasco actively supported fair housing by partnering with local service providers to provide additional counseling for first time homebuyers, posting National Fair Housing Alliance (NFHA) posters in English and Spanish in various locations, and post Fair Housing information on the City's website at <http://www.pasco-wa.gov/index.aspx?NID=187> . The City employs bi-lingual staff that is available to assist the public with many of their housing and other needs, and participates in the Language Line.

CR-40 - Monitoring 91.220 and 91.230

Describe the standards and procedures used to monitor activities carried out in furtherance of the plan and used to ensure long-term compliance with requirements of the programs involved, including minority business outreach and the comprehensive planning requirements

In the past few years, the City of Pasco has experienced the largest growth in investment, housing, and new business in the history of the City. The City of Pasco's strategies have made positive impacts toward providing decent housing and a major improvement to a suitable living environment for low and moderate income persons.

The activities and strategies implemented by the City of Pasco have made positive impacts toward providing decent housing and improving the living environment for low- and moderate-income persons. Creation of economic solutions and jobs is also positive. Overall, the City of Pasco has carried out the objectives adopted in its 2018 Annual Plan and the 2015-2019 Consolidated Plan.

The City of Pasco is responsible for monitoring the CDBG program subrecipients to ensure compliance with all federal, state and local rules, regulations and laws. In 2018, the Block Grant Administrator monitored subrecipient activities through phone conversations, written correspondence, desk monitoring, and on-site monitoring. Any activity determined to be "high risk" receives additional monitoring and on-site visits. Technical assistance is offered throughout the year, to new and existing subrecipients. Subrecipients are required to provide written quarterly reports to identify progress made in the program, and how funds have been used. At the end of each year, a final recap report is submitted to assist in analyzing strengths and weaknesses of the activity. The City continues efforts to effectively monitor and report accomplishments of the CDBG and HOME activities.

The performance measurement system has three main components; goals, outcomes and indicators. Goals within the following categories will be selected: suitable living environment, decent housing, and economic opportunity. The second component, outcomes, will focus on availability/accessibility, affordability, and sustainability.

Availability/accessibility applies to activities that make services, infrastructure, housing, commercial or employment opportunities or shelter available or accessible to low and moderate income people.

Affordability applies to activities that help, in a variety of ways, to reduce the cost burden for low and moderate income people.

Sustainability applies to projects where the activity or the activities are aimed at improving a neighborhood by helping to make it livable or viable for principally low and moderate income people.

The third component, Indicators, will report 1) How funding is leveraged, 2) Number of persons, households, units served, 3) Income levels of persons or households by 30%, 50%, 60%, or 80% of an area median income, 4) Number of communities/neighborhoods assisted, and 5) Current racial/ethnic and disability categories.

Citizen Participation Plan 91.105(d); 91.115(d)

Describe the efforts to provide citizens with reasonable notice and an opportunity to comment on performance reports.

The City of Pasco participated in a joint and individual city citizen participation process in the development of the 5-Year Consolidated Plan and 2015 Annual Action Plans. Public notices were published in Tu Decides, and the Tri-City Herald. The City of Pasco overall Citizens Participation Plan in the 2015-2019 Tri-Cities HOME Consortium Consolidated Plan, Appendix E.

In accordance with the Citizen Participation Plan a display ad, was published on March 8, 2019 in the Tri-City Herald in English and Tu Decides in Spanish notifying the public of the the public comment period for the 2018 Consolidated Action Plan Evaluation Report (CAPER). In addition to being made available for public review at the City of Pasco planning office, the CAPER was made available at the local branches of the Mid-Columbia Library, Pasco Housing Authority, and posted on the City's website.

The public review period was closed on March 19, 2018. One comment was received from the Planning Commission and resolved.

CR-45 - CDBG 91.520(c)


Specify the nature of, and reasons for, any changes in the jurisdiction's program objectives and indications of how the jurisdiction would change its programs as a result of its experiences.

Does this Jurisdiction have any open Brownfields Economic Development Initiative (BEDI) grants?

No

APPENDIX A – IDIS REPORTS

PR01	HUD Grants and Program Income
PR02	List of Activities by Program Yr and Project
PR03	Activity Summary (GPR) for Grantee
PR06	Con Plan Projects Summary
PR23	Summary of Accomplishments
PR26	CDBG Financial Summary
PR54	CDBG Performance Profile



U.S. Department of Housing and Urban Development
 Office of Community Planning and Development
 Integrated Disbursement and Information System
 Con Plan Goals and Accomplishments
 PASCO, 2018

Date: 03/04/2019

Time: 1:45 PM

Page: 1


Accomplishments Associated With a Single Strategic Plan Goal

Goal	Category	Funding Source & Amount	Outcome Indicator	Outcome Unit of Measure	Outcome Expected - Strategic Plan	Outcome Actual - Strategic Plan	Percent Complete	Outcome Expected - Program Year	Outcome Actual - Program Year	Percent Complete	
Increase and preserve affordable housing choices	1	<u>Affordable Housing</u>	CDBG: \$179300	Homeowner Housing Rehabilitated	Household Housing Unit	10	1	10.00%	3	0	0.00%
				Housing Code Enforcement/Foreclosed Property Care	Household Housing Unit	0	0		500	0	0.00%
Community, neighborhood and economic development	2	<u>Non-Housing Community Development</u>	CDBG: \$335400	Public Facility or Infrastructure Activities other than Low/Moderate Income Housing Benefit	Persons Assisted	47655	64672	135.71%	26955	29312	108.74%
				Facade treatment/business building rehabilitation	Business	3	2	66.67%	0	1	
				Jobs created/retained	Jobs	30	33	110.00%	10	9	90.00%
				Businesses assisted	Businesses Assisted	30	33	110.00%	0	7	
				Housing Code Enforcement/Foreclosed Property Care	Household Housing Unit	2500	1507	60.28%			
Homeless interventions and public services	3	<u>Homeless
Non-Homeless Special Needs</u>	CDBG: \$94925	Public service activities other than Low/Moderate Income Housing Benefit	Persons Assisted	15000	215829	1,438.86%	72610	71984	99.14%

Accomplishments Associated With More Than One Strategic Plan Goal

No data returned for this view. This might be because the applied filter excludes all data.

Accomplishments Not Associated With a Strategic Plan Goal



U.S. Department of Housing and Urban Development
Office of Community Planning and Development
Integrated Disbursement and Information System
Con Plan Goals and Accomplishments
PASCO, 2018

Date: 03/04/2019

Time: 1:45 PM

Page: 2

Project Name	Activity Name	Goal Outcome Indicator	Outcome Unit of Measure	Outcome Actual - Program Year
DECENT HOUSING	COMMUNITY HOUSING IMPROVEMENT MINOR REHAB PROGRAM	Homeowner Housing Rehabilitated	Household Housing Unit	3

U.S. DEPARTMENT OF HOUSING AND URBAN
DEVELOPMENT
OFFICE OF COMMUNITY PLANNING AND DEVELOPMENT
PR01 - HUD Grants and Program Income

DATE: 3/4/2019
TIME: 2:28:29 PM
PAGE: 1/2

IDIS

Program	Fund Type	Grantee Name	Grantee State Code	Grant Number	Authorized Amount	Suballocated Amount	Amount Committed to Activities	Net Drawn Amount	FY YTD Net Draw Amount	Available to Commit	Available to Draw	Recapture Amount
CDBG	EN	PASCO	WA	B89MC530009	\$299,000.00	\$0.00	\$299,000.00	\$299,000.00	\$0.00	\$0.00	\$0.00	\$0.00
				B90MC530009	\$281,000.00	\$0.00	\$281,000.00	\$281,000.00	\$0.00	\$0.00	\$0.00	\$0.00
				B91MC530009	\$314,000.00	\$0.00	\$314,000.00	\$314,000.00	\$0.00	\$0.00	\$0.00	\$0.00
				B92MC530009	\$339,000.00	\$0.00	\$339,000.00	\$339,000.00	\$0.00	\$0.00	\$0.00	\$0.00
				B93MC530009	\$545,000.00	\$0.00	\$545,000.00	\$545,000.00	\$0.00	\$0.00	\$0.00	\$0.00
				B94MC530009	\$592,000.00	\$0.00	\$592,000.00	\$592,000.00	\$0.00	\$0.00	\$0.00	\$0.00
				B95MC530009	\$663,000.00	\$0.00	\$663,000.00	\$663,000.00	\$0.00	\$0.00	\$0.00	\$0.00
				B96MC530009	\$646,000.00	\$0.00	\$646,000.00	\$646,000.00	\$0.00	\$0.00	\$0.00	\$0.00
				B97MC530009	\$636,000.00	\$0.00	\$636,000.00	\$636,000.00	\$0.00	\$0.00	\$0.00	\$0.00
				B98MC530009	\$617,000.00	\$0.00	\$617,000.00	\$617,000.00	\$0.00	\$0.00	\$0.00	\$0.00
				B99MC530009	\$621,000.00	\$0.00	\$621,000.00	\$621,000.00	\$0.00	\$0.00	\$0.00	\$0.00
				B00MC530009	\$629,000.00	\$0.00	\$629,000.00	\$629,000.00	\$0.00	\$0.00	\$0.00	\$0.00
				B01MC530009	\$656,000.00	\$0.00	\$656,000.00	\$656,000.00	\$0.00	\$0.00	\$0.00	\$0.00
				B02MC530009	\$655,000.00	\$0.00	\$655,000.00	\$655,000.00	\$0.00	\$0.00	\$0.00	\$0.00
				B03MC530009	\$706,000.00	\$0.00	\$706,000.00	\$706,000.00	\$0.00	\$0.00	\$0.00	\$0.00
				B04MC530009	\$698,000.00	\$0.00	\$698,000.00	\$698,000.00	\$0.00	\$0.00	\$0.00	\$0.00
				B05MC530009	\$667,210.00	\$0.00	\$667,210.00	\$667,210.00	\$0.00	\$0.00	\$0.00	\$0.00
				B06MC530009	\$608,544.00	\$0.00	\$608,544.00	\$608,544.00	\$0.00	\$0.00	\$0.00	\$0.00
				B07MC530009	\$615,857.00	\$0.00	\$615,857.00	\$615,857.00	\$0.00	\$0.00	\$0.00	\$0.00
				B08MC530009	\$600,428.00	\$0.00	\$600,428.00	\$600,428.00	\$0.00	\$0.00	\$0.00	\$0.00
B09MC530009	\$612,604.00	\$0.00	\$612,604.00	\$612,604.00	\$0.00	\$0.00	\$0.00	\$0.00				
B10MC530009	\$667,834.00	\$0.00	\$667,834.00	\$667,834.00	\$0.00	\$0.00	\$0.00	\$0.00				
B11MC530009	\$562,982.00	\$0.00	\$562,982.00	\$562,982.00	\$0.00	\$0.00	\$0.00	\$0.00				
B12MC530009	\$581,678.00	\$0.00	\$581,678.00	\$581,678.00	\$0.00	\$0.00	\$0.00	\$0.00				
B13MC530009	\$619,417.00	\$0.00	\$619,417.00	\$619,417.00	\$0.00	\$0.00	\$0.00	\$0.00				
B14MC530009	\$640,072.00	\$0.00	\$640,072.00	\$640,072.00	\$0.00	\$0.00	\$0.00	\$0.00				
B15MC530009	\$665,103.00	\$0.00	\$665,103.00	\$665,103.00	\$0.00	\$0.00	\$0.00	\$0.00				
B16MC530009	\$670,436.00	\$0.00	\$666,950.85	\$629,384.45	\$94,181.38	\$3,485.15	\$41,051.55	\$0.00				
B17MC530009	\$695,709.00	\$0.00	\$635,552.14	\$289,609.85	\$141,582.07	\$60,156.86	\$406,099.15	\$0.00				
B18MC530009	\$756,230.00	\$0.00	\$756,230.00	\$379,610.34	\$379,610.34	\$0.00	\$376,619.66	\$0.00				
PASCO Subtotal:					\$17,861,104.00	\$0.00	\$17,797,461.99	\$17,037,333.64	\$615,373.79	\$63,642.01	\$823,770.36	\$0.00
EN Subtotal:					\$17,861,104.00	\$0.00	\$17,797,461.99	\$17,037,333.64	\$615,373.79	\$63,642.01	\$823,770.36	\$0.00
RL	PASCO	WA	B13MC530009	\$0.00	\$0.00	\$0.00	\$0.00	\$0.00	\$0.00	\$0.00	\$0.00	\$0.00
			PASCO Subtotal:	\$0.00	\$0.00	\$0.00	\$0.00	\$0.00	\$0.00	\$0.00	\$0.00	\$0.00
RL Subtotal:					\$0.00	\$0.00	\$0.00	\$0.00	\$0.00	\$0.00	\$0.00	\$0.00
PI	PASCO	WA	B96MC530009	\$13,088.00	\$0.00	\$13,088.00	\$13,088.00	\$0.00	\$0.00	\$0.00	\$0.00	\$0.00
			B97MC530009	\$74,030.86	\$0.00	\$74,030.86	\$74,030.86	\$0.00	\$0.00	\$0.00	\$0.00	\$0.00
			B98MC530009	\$78,189.64	\$0.00	\$78,189.64	\$78,189.64	\$0.00	\$0.00	\$0.00	\$0.00	
			B99MC530009	\$87,277.02	\$0.00	\$87,277.02	\$87,277.02	\$0.00	\$0.00	\$0.00	\$0.00	
			B00MC530009	\$86,888.31	\$0.00	\$86,888.31	\$86,888.31	\$0.00	\$0.00	\$0.00	\$0.00	
			B01MC530009	\$12,918.69	\$0.00	\$12,918.69	\$12,918.69	\$0.00	\$0.00	\$0.00	\$0.00	
			B02MC530009	\$55,698.17	\$0.00	\$55,698.17	\$55,698.17	\$0.00	\$0.00	\$0.00	\$0.00	
			B03MC530009	\$35,875.16	\$0.00	\$35,875.16	\$35,875.16	\$0.00	\$0.00	\$0.00	\$0.00	
			B04MC530009	\$159,322.88	\$0.00	\$159,322.88	\$159,322.88	\$0.00	\$0.00	\$0.00	\$0.00	
			B05MC530009	\$26,381.61	\$0.00	\$26,381.61	\$26,381.61	\$0.00	\$0.00	\$0.00	\$0.00	
			B06MC530009	\$95,804.92	\$0.00	\$95,804.92	\$95,804.92	\$0.00	\$0.00	\$0.00	\$0.00	
			B07MC530009	\$15,219.79	\$0.00	\$15,219.79	\$15,219.79	\$0.00	\$0.00	\$0.00	\$0.00	
B08MC530009	\$2,151.96	\$0.00	\$2,151.96	\$2,151.96	\$0.00	\$0.00	\$0.00	\$0.00				
B09MC530009	\$11,024.04	\$0.00	\$11,024.04	\$11,024.04	\$0.00	\$0.00	\$0.00	\$0.00				
B10MC530009	\$49,340.12	\$0.00	\$49,340.12	\$49,340.12	\$0.00	\$0.00	\$0.00	\$0.00				

U.S. DEPARTMENT OF HOUSING AND URBAN
DEVELOPMENT
OFFICE OF COMMUNITY PLANNING AND DEVELOPMENT
PR01 - HUD Grants and Program Income

DATE: 3/4/2019
TIME: 2:28:29 PM
PAGE: 2/2


IDIS

Program	Fund Type	Grantee Name	Grantee State Code	Grant Number	Authorized Amount	Suballocated Amount	Amount Committed to Activities	Net Drawn Amount	FY YTD Net Draw Amount	Available to Commit	Available to Draw	Recapture Amount
CDBG	PI	PASCO	WA	B11MC530009	\$2,000.00	\$0.00	\$2,000.00	\$2,000.00	\$0.00	\$0.00	\$0.00	\$0.00
				B13MC530009	\$421,693.03	\$0.00	\$421,693.03	\$421,693.03	\$0.00	\$0.00	\$0.00	\$0.00
				B14MC530009	\$4,536.29	\$0.00	\$4,536.29	\$4,536.29	\$0.00	\$0.00	\$0.00	\$0.00
				B17MC530009	\$16,029.40	\$0.00	\$16,029.40	\$16,029.40	\$0.00	\$0.00	\$0.00	\$0.00
				PASCO Subtotal:	\$1,247,469.89	\$0.00	\$1,247,469.89	\$1,247,469.89	\$0.00	\$0.00	\$0.00	\$0.00
		PI Subtotal:		\$1,247,469.89	\$0.00	\$1,247,469.89	\$1,247,469.89	\$0.00	\$0.00	\$0.00	\$0.00	
GRANTEE				\$19,108,573.89	\$0.00	\$19,044,931.88	\$18,284,803.53	\$615,373.79	\$63,642.01	\$823,770.36	\$0.00	

U.S. Department of Housing and Urban Development
 Office of Community Planning and Development
 Integrated Disbursement and Information System
 List of Activities By Program Year And Project
 PASCO,WA

REPORT FOR CPD PROGRAM ALL
 PGM YR 2018

Plan Year	IDIS Project	Project	IDIS Activity ID	Activity Name	Activity Status	Program	Funded Amount	Draw Amount	Balance
2018	1	PROGRAM ADMINISTRATION	369	PROGRAM ADMINISTRATION	Open	CDBG	\$146,263.80	\$124,541.92	\$21,721.88
		Project Total					\$146,263.80	\$124,541.92	\$21,721.88
	2	PUBLIC SERVICES	370	CIVIC CENTER RECREATION SPECIALIST	Completed	CDBG	\$21,095.00	\$21,095.00	\$0.00
			371	MLK CENTER RECREATION SPECIALIST	Completed	CDBG	\$21,095.00	\$21,095.00	\$0.00
			372	SENIOR CENTER RECREATION SPECIALIST	Completed	CDBG	\$31,640.00	\$31,640.00	\$0.00
			373	YMCA MLK COMMUNITY CENTER REC PROGRAM	Completed	CDBG	\$21,095.00	\$21,095.00	\$0.00
		Project Total					\$94,925.00	\$94,925.00	\$0.00
	3	ECONOMIC OPPORTUNITIES	374	PASCO SPECIALTY KITCHEN	Completed	CDBG	\$79,446.20	\$79,446.20	\$0.00
		Project Total					\$79,446.20	\$79,446.20	\$0.00
	4	DECENT HOUSING	375	COMMUNITY HOUSING IMPROVEMENT MINOR REHAB PROGRAM	Open	CDBG	\$105,470.00	\$6,867.22	\$98,602.78
		Project Total					\$105,470.00	\$6,867.22	\$98,602.78
	5	PUBLIC FACILITY IMPROVEMENTS	377	PEANUTS PARK RENOVATION 3	Open	CDBG	\$256,295.00	\$0.00	\$256,295.00
		Project Total					\$256,295.00	\$0.00	\$256,295.00
	6	CODE ENFORCEMENT	376	CODE ENFORCEMENT OFFICER	Completed	CDBG	\$73,830.00	\$73,830.00	\$0.00
		Project Total					\$73,830.00	\$73,830.00	\$0.00
		Program Total				CDBG	\$756,230.00	\$379,610.34	\$376,619.66
		2018 Total					\$756,230.00	\$379,610.34	\$376,619.66
		Program Grand Total				CDBG	\$756,230.00	\$379,610.34	\$376,619.66
		Grand Total					\$756,230.00	\$379,610.34	\$376,619.66



U.S. Department of Housing and Urban Development
 Office of Community Planning and Development
 Integrated Disbursement and Information System
 CDBG Activity Summary Report (GPR) for Program Year 2018
 PASCO

Date: 04-Mar-2019
 Time: 14:35
 Page: 1

PGM Year: 1994
Project: 0002 - CONVERTED CDBG ACTIVITIES
IDIS Activity: 2 - CDBG COMMITTED FUNDS ADJUSTMENT

Status: Open 3/20/2001 12:00:00 AM
Location: ,

Objective:
Outcome:
Matrix Code: Disposition (02) **National Objective:** LMC

Initial Funding Date: 01/01/0001

Description:

Financing


	Fund Type	Grant Year	Grant	Funded Amount	Drawn In Program Year	Drawn Thru Program Year
CDBG	EN	Pre-2015		\$2,817,841.76	\$0.00	\$0.00
		1989	B89MC530009		\$0.00	\$299,000.00
		1990	B90MC530009		\$0.00	\$281,000.00
		1991	B91MC530009		\$0.00	\$314,000.00
		1992	B92MC530009		\$0.00	\$339,000.00
		1993	B93MC530009		\$0.00	\$545,000.00
		1994	B94MC530009		\$0.00	\$592,000.00
		1995	B95MC530009		\$0.00	\$447,841.76
		1997	B97MC530009		\$0.00	\$0.00
Total	Total			\$2,817,841.76	\$0.00	\$2,817,841.76

Proposed Accomplishments

Actual Accomplishments

Number assisted:

	Owner		Renter		Total		Person	
	Total	Hispanic	Total	Hispanic	Total	Hispanic	Total	Hispanic
White:	0	0	0	0	0	0	0	0
Black/African American:	0	0	0	0	0	0	0	0
Asian:	0	0	0	0	0	0	0	0
American Indian/Alaskan Native:	0	0	0	0	0	0	0	0
Native Hawaiian/Other Pacific Islander:	0	0	0	0	0	0	0	0
American Indian/Alaskan Native & White:	0	0	0	0	0	0	0	0
Asian White:	0	0	0	0	0	0	0	0
Black/African American & White:	0	0	0	0	0	0	0	0
American Indian/Alaskan Native & Black/African American:	0	0	0	0	0	0	0	0
Other multi-racial:	0	0	0	0	0	0	0	0



U.S. Department of Housing and Urban Development
 Office of Community Planning and Development
 Integrated Disbursement and Information System
 CDBG Activity Summary Report (GPR) for Program Year 2018
 PASCO

Date: 04-Mar-2019
 Time: 14:35
 Page: 2


Asian/Pacific Islander:	0	0	0	0	0	0	0	0
Hispanic:	0	0	0	0	0	0	0	0
Total:	0	0	0	0	0	0	0	0
Female-headed Households:	0		0		0			

Income Category:

	Owner	Renter	Total	Person
Extremely Low	0	0	0	0
Low Mod	0	0	0	0
Moderate	0	0	0	0
Non Low Moderate	0	0	0	0
Total	0	0	0	0
Percent Low/Mod				

Annual Accomplishments

No data returned for this view. This might be because the applied filter excludes all data.



U.S. Department of Housing and Urban Development
 Office of Community Planning and Development
 Integrated Disbursement and Information System
 CDBG Activity Summary Report (GPR) for Program Year 2018
 PASCO

Date: 04-Mar-2019
 Time: 14:35
 Page: 3

PGM Year: 2014
Project: 0004 - DECENT HOUSING
IDIS Activity: 326 - COMMUNITY HOUSING IMPROVEMENT MINOR REHAB PROGRAM

Status: Open
Location: 720 W Court St Pasco, WA 99301-4178

Objective: Provide decent affordable housing
Outcome: Affordability
Matrix Code: Rehab; Single-Unit Residential (14A) **National Objective:** LMH

Initial Funding Date: 03/28/2015

Description:
 CDBG FUNDS PROVIDE MINOR HOUSEHOLD REPAIRS, ENERGY EFFICIENT UPGRADES AND HAZARDOUS MATERIAL REMOVAL FOR LOW TO MODERATE INCOME HOUSEHOLDS.

Financing

	Fund Type	Grant Year	Grant	Funded Amount	Drawn In Program Year	Drawn Thru Program Year
CDBG	EN	Pre-2015		\$49,323.71	\$0.00	\$0.00
		2014	B14MC530009		\$11,172.78	\$49,323.71
		2017	B17MC530009	\$10,676.29	\$7,452.82	\$7,452.82
Total	Total			\$60,000.00	\$18,625.60	\$56,776.53

Proposed Accomplishments

Housing Units : 3

Actual Accomplishments

Number assisted:

	Owner		Renter		Total		Person	
	Total	Hispanic	Total	Hispanic	Total	Hispanic	Total	Hispanic
White:	3	0	0	0	3	0	0	0
Black/African American:	0	0	0	0	0	0	0	0
Asian:	0	0	0	0	0	0	0	0
American Indian/Alaskan Native:	0	0	0	0	0	0	0	0
Native Hawaiian/Other Pacific Islander:	0	0	0	0	0	0	0	0
American Indian/Alaskan Native & White:	0	0	0	0	0	0	0	0
Asian White:	0	0	0	0	0	0	0	0
Black/African American & White:	0	0	0	0	0	0	0	0
American Indian/Alaskan Native & Black/African American:	0	0	0	0	0	0	0	0
Other multi-racial:	0	0	0	0	0	0	0	0
Asian/Pacific Islander:	0	0	0	0	0	0	0	0
Hispanic:	0	0	0	0	0	0	0	0
Total:	3	0	0	0	3	0	0	0



U.S. Department of Housing and Urban Development
 Office of Community Planning and Development
 Integrated Disbursement and Information System
 CDBG Activity Summary Report (GPR) for Program Year 2018
 PASCO

Date: 04-Mar-2019
 Time: 14:35
 Page: 5

PGM Year: 2016
Project: 0003 - ECONOMIC OPPORTUNITIES
IDIS Activity: 353 - FACADE IMPROVEMENT PROGRAM

Status: Open
Location: 403 W Lewis St Suite A Pasco, WA 99301-5643

Objective: Create economic opportunities
Outcome: Sustainability
Matrix Code: Rehab; Publicly or Privately-Owned Commercial/Industrial (14E) **National Objective:** LMA

Initial Funding Date: 09/26/2016

Description:

CDBG funds are requested for facade improvements in the downtown Pasco revitalization area. Install awnings, patchpaintrepair surface area, and replace signage. (\$40,000)

Financing

	Fund Type	Grant Year	Grant	Funded Amount	Drawn In Program Year	Drawn Thru Program Year
CDBG	EN	2016	B16MC530009	\$40,000.00	\$1,834.01	\$2,433.60
Total	Total			\$40,000.00	\$1,834.01	\$2,433.60

Proposed Accomplishments

Businesses : 2
 Total Population in Service Area: 5,810
 Census Tract Percent Low / Mod: 73.75

Annual Accomplishments

Years	Accomplishment Narrative	# Benefitting
2017	One application was received for facade improvement late 2017. The project is expected to be approved and completed early 2018.	
2018	Two new facade improvement applications were received in 2018. A total of two projects have made it through underwriting, on has been approved for construction in the spring of 2019. The second application is awaiting design review committee approval but is also expected to be completed spring of 2019.	



U.S. Department of Housing and Urban Development
 Office of Community Planning and Development
 Integrated Disbursement and Information System
 CDBG Activity Summary Report (GPR) for Program Year 2018
 PASCO

Date: 04-Mar-2019
 Time: 14:35
 Page: 6

PGM Year: 2016
Project: 0003 - ECONOMIC OPPORTUNITIES
IDIS Activity: 355 - COMMERCIAL KITCHEN FACILITY IMPROVEMENT

Status: Completed 12/31/2018 12:00:00 AM
Location: 110 S 4th Ave Pasco, WA 99301-5507
Objective: Create economic opportunities
Outcome: Sustainability
Matrix Code: Other Public Improvements Not Listed
National Objective: LMC in 03A-03S (03Z)

Initial Funding Date: 09/26/2016

Description:

CDBG funds are requested for facility improvements at the Pasco Specialty Kitchen. Remodel front office space to add one additional office, rehabilitate all three kitchen areas with commercial grade flooring and expand storage area, add work stationskiosk if sufficient funds are available. (\$122,000)

Financing

	Fund Type	Grant Year	Grant	Funded Amount	Drawn In Program Year	Drawn Thru Program Year
CDBG	EN	2016	B16MC530009	\$108,616.08	\$10,575.56	\$108,616.08
Total	Total			\$108,616.08	\$10,575.56	\$108,616.08


Proposed Accomplishments

Public Facilities : 1

Actual Accomplishments

Number assisted:

	Owner		Renter		Total		Person	
	Total	Hispanic	Total	Hispanic	Total	Hispanic	Total	Hispanic
White:	0	0	0	0	0	0	20	13
Black/African American:	0	0	0	0	0	0	1	0
Asian:	0	0	0	0	0	0	1	0
American Indian/Alaskan Native:	0	0	0	0	0	0	1	0
Native Hawaiian/Other Pacific Islander:	0	0	0	0	0	0	1	0
American Indian/Alaskan Native & White:	0	0	0	0	0	0	0	0
Asian White:	0	0	0	0	0	0	0	0
Black/African American & White:	0	0	0	0	0	0	1	0
American Indian/Alaskan Native & Black/African American:	0	0	0	0	0	0	0	0
Other multi-racial:	0	0	0	0	0	0	2	0
Asian/Pacific Islander:	0	0	0	0	0	0	0	0
Hispanic:	0	0	0	0	0	0	0	0
Total:	0	0	0	0	0	0	27	13



U.S. Department of Housing and Urban Development
 Office of Community Planning and Development
 Integrated Disbursement and Information System
 CDBG Activity Summary Report (GPR) for Program Year 2018
 PASCO

Date: 04-Mar-2019
 Time: 14:35
 Page: 7


Female-headed Households: 0 0 0

Income Category:

	Owner	Renter	Total	Person
Extremely Low	0	0	0	9
Low Mod	0	0	0	4
Moderate	0	0	0	4
Non Low Moderate	0	0	0	9
Total	0	0	0	26
Percent Low/Mod				65.4%

Annual Accomplishments

Years	Accomplishment Narrative	# Benefitting
2017	Facility improvements at the Pasco Specialty Kitchen began in 2017. The facility provided technical assistance to startup food business for the purpose of job creation serving 25 beneficiaries. Other users include Pasco High School Commercial Foods Academy students who prepare products for sale while learning marketable skills in the food business, 17 students utilized the facility in the 2016-2017 school year.	
2018	Facility improvements at the Pasco Specialty Kitchen were completed in 2018, the facility provided technical assistance to startup food business for the purpose of job creation, there were 17 beneficiaries in 2018. Other users include Pasco High School Commercial Foods Academy students who prepare products for sale while learning marketable skills in the food business, 21 students utilized the kitchen in the 2017-2018 school year.	



U.S. Department of Housing and Urban Development
 Office of Community Planning and Development
 Integrated Disbursement and Information System
 CDBG Activity Summary Report (GPR) for Program Year 2018
 PASCO

Date: 04-Mar-2019
 Time: 14:35
 Page: 8

PGM Year: 2016
Project: 0003 - ECONOMIC OPPORTUNITIES
IDIS Activity: 356 - COMMERCIAL KITCHEN FACADE IMPROVEMENT

Status: Completed 12/31/2018 12:00:00 AM
Location: 110 S 4th Ave Pasco, WA 99301-5507

Objective: Create economic opportunities
Outcome: Sustainability
Matrix Code: Rehab; Publicly or Privately-Owned Commercial/Industrial (14E) **National Objective:** LMA

Initial Funding Date: 09/26/2016

Description:
 Additional CDBG funds are requested for facade improvements at the Pasco Specialty Kitchen. Install awnings, patchpaintrepair surface area, and replace signage (\$20,436), funds from cancelled activity #347 have been reallocated to this project(\$25,031). Funds totaling \$105,365 have been allocated to this project.

Financing


	Fund Type	Grant Year	Grant	Funded Amount	Drawn In Program Year	Drawn Thru Program Year
CDBG	EN	2015	B15MC530009	\$25,031.00	\$0.00	\$25,031.00
		2016	B16MC530009	\$72,450.43	\$62,648.54	\$72,450.43
		2017	B17MC530009	\$7,884.34	\$7,884.34	\$7,884.34
Total	Total			\$105,365.77	\$70,532.88	\$105,365.77

Proposed Accomplishments

Total Population in Service Area: 5,810
 Census Tract Percent Low / Mod: 73.75

Annual Accomplishments

Years	Accomplishment Narrative	# Benefitting
2018	Completed facade improvement project at the Pasco Specialty Kitchen commercial incubator.	



U.S. Department of Housing and Urban Development
 Office of Community Planning and Development
 Integrated Disbursement and Information System
 CDBG Activity Summary Report (GPR) for Program Year 2018
 PASCO

Date: 04-Mar-2019
 Time: 14:35
 Page: 9

PGM Year: 2016
Project: 0005 - PUBLIC FACILITY IMPROVEMENTS
IDIS Activity: 357 - PEANUTS PARK RENOVATION 1

Status: Open
Location: 109 S 4th Ave Pasco, WA 99301-5507

Objective: Create suitable living environments
Outcome: Sustainability
Matrix Code: Parks, Recreational Facilities (03F) **National Objective:** LMA

Initial Funding Date: 02/13/2017

Description:

CDBG funds are requested for Peanuts Park restoration design documents phase I. (\$125,000)

Financing


	Fund Type	Grant Year	Grant	Funded Amount	Drawn In Program Year	Drawn Thru Program Year
CDBG	EN	2016	B16MC530009	\$125,000.00	\$124,930.89	\$125,000.00
Total	Total			\$125,000.00	\$124,930.89	\$125,000.00

Proposed Accomplishments

Public Facilities : 1
 Total Population in Service Area: 29,295
 Census Tract Percent Low / Mod: 75.10

Annual Accomplishments

Years	Accomplishment Narrative	# Benefitting
2016	During 2016, environmental review completed, master plan in process, prepare scope of services for design work in process.	
2017	During 2017, master plan completed, pre-design investigations and topographic survey completed. In October 2017, the city advertised for Design Services, currently in contract negotiations with a consultant for the design of the park.	
2018	During 2018, A/E design work is 60% complete. Total CDBG funds expended on this multi-year project is \$258,426 to date.	



U.S. Department of Housing and Urban Development
 Office of Community Planning and Development
 Integrated Disbursement and Information System
 CDBG Activity Summary Report (GPR) for Program Year 2018
 PASCO

Date: 04-Mar-2019
 Time: 14:35
 Page: 10

PGM Year: 2017
Project: 0003 - ECONOMIC OPPORTUNITIES
IDIS Activity: 365 - PASCO SPECIALTY KITCHEN

Status: Completed 4/19/2018 12:00:00 AM
Location: 110 S 4th Ave Pasco, WA 99301-5507

Objective: Create economic opportunities
Outcome: Availability/accessibility
Matrix Code: ED Technical Assistance (18B)

National Objective: LMJ

Initial Funding Date: 10/06/2017

Description:

CDBG funds provide for continued operations of the Pasco Specialty Kitchen, a certified commercial incubator kitchen. By providing technical support to small food-related businesses the Pasco Specialty Kitchen improves their success rate by helping them to establish and achieve their goals. In consideration for technical assistance, the startup businesses agree to make jobs created available to low-to-moderate income persons in Pasco (Census Tract 202). (\$57,750)

Financing

	Fund Type	Grant Year	Grant	Funded Amount	Drawn In Program Year	Drawn Thru Program Year
CDBG	EN	Pre-2015		\$4,960.55	\$0.00	\$0.00
		2014	B14MC530009		\$0.00	\$4,960.55
		2015	B15MC530009	\$1,043.43	\$0.00	\$1,043.43
		2017	B17MC530009	\$59,143.64	\$26,133.52	\$59,143.64
Total	Total			\$65,147.62	\$26,133.52	\$65,147.62


Proposed Accomplishments

Jobs : 12

Actual Accomplishments

Number assisted:

	Owner		Renter		Total		Person	
	Total	Hispanic	Total	Hispanic	Total	Hispanic	Total	Hispanic
White:	0	0	0	0	0	0	18	11
Black/African American:	0	0	0	0	0	0	1	0
Asian:	0	0	0	0	0	0	1	0
American Indian/Alaskan Native:	0	0	0	0	0	0	1	0
Native Hawaiian/Other Pacific Islander:	0	0	0	0	0	0	0	0
American Indian/Alaskan Native & White:	0	0	0	0	0	0	0	0
Asian White:	0	0	0	0	0	0	0	0
Black/African American & White:	0	0	0	0	0	0	0	0
American Indian/Alaskan Native & Black/African American:	0	0	0	0	0	0	0	0
Other multi-racial:	0	0	0	0	0	0	1	0



U.S. Department of Housing and Urban Development
 Office of Community Planning and Development
 Integrated Disbursement and Information System
 CDBG Activity Summary Report (GPR) for Program Year 2018
 PASCO

Date: 04-Mar-2019
 Time: 14:35
 Page: 11


Asian/Pacific Islander:	0	0	0	0	0	0	0	0
Hispanic:	0	0	0	0	0	0	0	0
Total:	0	0	0	0	0	0	22	11
Female-headed Households:	0		0		0			

Income Category:

	Owner	Renter	Total	Person
Extremely Low	0	0	0	8
Low Mod	0	0	0	3
Moderate	0	0	0	2
Non Low Moderate	0	0	0	8
Total	0	0	0	21
Percent Low/Mod				61.9%

Annual Accomplishments

Years	Accomplishment Narrative	# Benefitting
2017	CDBG funds provide for wages, salaries and benefits for Technical Assistance at the Pasco Specialty Kitchen, a certified commercial incubator kitchen. By providing technical assistance to small startup food-related businesses the Pasco Specialty Kitchen improves their success rate by helping them to establish and achieve their goals. In consideration for technical assistance, the startup businesses agree to create and/or make jobs available to low-to-moderate income persons. In 2017, 13 new FTE jobs were reported as created, 52% are held by low-mod individuals. Twenty-one(21) individuals were assisted with jobs through this program.	
2018	In 2018, two FTE jobs were reported created and held by LMI two individuals.	



U.S. Department of Housing and Urban Development
 Office of Community Planning and Development
 Integrated Disbursement and Information System
 CDBG Activity Summary Report (GPR) for Program Year 2018
 PASCO

Date: 04-Mar-2019
 Time: 14:35
 Page: 12

PGM Year: 2017
Project: 0005 - PUBLIC FACILITY IMPROVEMENTS
IDIS Activity: 367 - PEANUTS PARK RENOVATION 2

Status: Open
Location: 109 S 4th Ave Pasco, WA 99301-5507

Objective: Create suitable living environments
Outcome: Sustainability
Matrix Code: Parks, Recreational Facilities (03F) **National Objective:** LMA

Initial Funding Date: 10/06/2017

Description:

CDBG funds are requested for continuing the multi-year Peanuts Park restoration project Phase 2 design documents. Funds are used to redesign the Farmer's Market Pavilion. Construction includes replacement of existing curb, gutter, sidewalk, accessibility improvements, and replacement of aging watersewer lines. (\$476,145)

Financing


	Fund Type	Grant Year	Grant	Funded Amount	Drawn In Program Year	Drawn Thru Program Year
CDBG	EN	2017	B17MC530009	\$476,145.00	\$133,426.18	\$133,426.18
Total	Total			\$476,145.00	\$133,426.18	\$133,426.18

Proposed Accomplishments

Total Population in Service Area: 26,955
 Census Tract Percent Low / Mod: 75.22

Annual Accomplishments

<u>Years</u>	<u>Accomplishment Narrative</u>	<u># Benefitting</u>
2017	CDBG funds are requested for rehabilitation of Peanuts Park facility which includes the Pasco Farmer's Market, is within the Downtown Revitalization Area (26955 people), and includes Longfellow and Museum neighborhoods, East Pasco and the Pasco central core 75.22% LMI.	



U.S. Department of Housing and Urban Development
 Office of Community Planning and Development
 Integrated Disbursement and Information System
 CDBG Activity Summary Report (GPR) for Program Year 2018
 PASCO

Date: 04-Mar-2019
 Time: 14:35
 Page: 13

PGM Year: 2018
Project: 0001 - PROGRAM ADMINISTRATION
IDIS Activity: 369 - PROGRAM ADMINISTRATION

Status: Open
Location: ,
Objective:
Outcome:
Matrix Code: General Program Administration (21A) **National Objective:**

Initial Funding Date: 09/18/2018

Description:

CDBG funds provide for salary and benefits for the Block Grant Administrator to plan, administer and provide for the successful delivery of housing, community development and economic activities.
 The City receives funds for CDBG, HOME and NSP activities.
 The Block Grant Administrator ensures compliance with local, state and federal rules, regulations and laws for programs that primarily benefit low to moderate income people in Pasco. (\$146,605)

Financing


	Fund Type	Grant Year	Grant	Funded Amount	Drawn In Program Year	Drawn Thru Program Year
CDBG	EN	2018	B18MC530009	\$146,263.80	\$124,541.92	\$124,541.92
Total	Total			\$146,263.80	\$124,541.92	\$124,541.92

Proposed Accomplishments

Actual Accomplishments

Number assisted:

	Owner		Renter		Total		Person	
	Total	Hispanic	Total	Hispanic	Total	Hispanic	Total	Hispanic
White:					0	0		
Black/African American:					0	0		
Asian:					0	0		
American Indian/Alaskan Native:					0	0		
Native Hawaiian/Other Pacific Islander:					0	0		
American Indian/Alaskan Native & White:					0	0		
Asian White:					0	0		
Black/African American & White:					0	0		
American Indian/Alaskan Native & Black/African American:					0	0		
Other multi-racial:					0	0		
Asian/Pacific Islander:					0	0		
Hispanic:					0	0		
Total:	0	0	0	0	0	0	0	0



U.S. Department of Housing and Urban Development
Office of Community Planning and Development
Integrated Disbursement and Information System
CDBG Activity Summary Report (GPR) for Program Year 2018
PASCO

Date: 04-Mar-2019

Time: 14:35

Page: 14

Female-headed Households:

0

Income Category:

	Owner	Renter	Total	Person
Extremely Low			0	
Low Mod			0	
Moderate			0	
Non Low Moderate			0	
Total	0	0	0	0
Percent Low/Mod				

Annual Accomplishments

No data returned for this view. This might be because the applied filter excludes all data.



U.S. Department of Housing and Urban Development
 Office of Community Planning and Development
 Integrated Disbursement and Information System
 CDBG Activity Summary Report (GPR) for Program Year 2018
 PASCO

Date: 04-Mar-2019
 Time: 14:35
 Page: 15

PGM Year: 2018
Project: 0002 - PUBLIC SERVICES
IDIS Activity: 370 - CIVIC CENTER RECREATION SPECIALIST

Status: Completed 12/31/2018 12:00:00 AM
Location: 525 N 3rd Ave Pasco, WA 99301-5320

Objective: Create suitable living environments
Outcome: Availability/accessibility
Matrix Code: Other Public Services Not Listed in 05A-05Y, 03T (05Z)

National Objective: LMA

Initial Funding Date: 09/18/2018

Description:

CDBG funds provide a portion of the salary and benefits for recreation specialist at the Youth Civic Center. This facility's program is to provide recreation programs for youth at risk and families in low-to-moderate income Census Tract (202). (\$21,095)

Financing


	Fund Type	Grant Year	Grant	Funded Amount	Drawn In Program Year	Drawn Thru Program Year
CDBG	EN	2018	B18MC530009	\$21,095.00	\$21,095.00	\$21,095.00
Total	Total			\$21,095.00	\$21,095.00	\$21,095.00

Proposed Accomplishments

People (General) : 17,725
 Total Population in Service Area: 17,725
 Census Tract Percent Low / Mod: 71.45

Annual Accomplishments

Years	Accomplishment Narrative	# Benefitting
2018	CDBG funds provided a portion of the salary and benefits for recreation specialist at the Civic Center. This facility's program is to provide recreation programs for at risk youth and families (17725 people) in the immediate service area 71.45% of are LMI.	



U.S. Department of Housing and Urban Development
 Office of Community Planning and Development
 Integrated Disbursement and Information System
 CDBG Activity Summary Report (GPR) for Program Year 2018
 PASCO

Date: 04-Mar-2019
 Time: 14:35
 Page: 16

PGM Year: 2018
Project: 0002 - PUBLIC SERVICES
IDIS Activity: 371 - MLK CENTER RECREATION SPECIALIST

Status: Completed 12/31/2018 12:00:00 AM
Location: 205 S Wehe Ave Pasco, WA 99301-4351
Objective: Create suitable living environments
Outcome: Availability/accessibility
Matrix Code: Other Public Services Not Listed in 05A-05Y, 03T (05Z) **National Objective:** LMA

Initial Funding Date: 10/22/2018

Description:

CDBG funds provide a portion of the salary and benefits for recreation specialist to oversee activities at the Martin Luther King Center. This facility's program is coordinated with the YMCA, Salvation Army and Campfire USA, who all collaborate to provide education and physical activities to school age children. (\$21,095)

Financing


	Fund Type	Grant Year	Grant	Funded Amount	Drawn In Program Year	Drawn Thru Program Year
CDBG	EN	2018	B18MC530009	\$21,095.00	\$21,095.00	\$21,095.00
Total	Total			\$21,095.00	\$21,095.00	\$21,095.00

Proposed Accomplishments

People (General) : 26,955
 Total Population in Service Area: 26,955
 Census Tract Percent Low / Mod: 75.22

Annual Accomplishments

Years	Accomplishment Narrative	# Benefitting
2018	CDBG funds provided a portion of the salary and benefits for recreation specialist at the Martin Luther King Center. This facility's program is coordinated with the YMCA, Salvation Army and Campfire USA, who all collaborate to provide education and physical activities to school age children and families (26955 people) in the Kurtzman neighborhood service area 75.22% are LMI.	



U.S. Department of Housing and Urban Development
 Office of Community Planning and Development
 Integrated Disbursement and Information System
 CDBG Activity Summary Report (GPR) for Program Year 2018
 PASCO

Date: 04-Mar-2019
 Time: 14:35
 Page: 17

PGM Year: 2018
Project: 0002 - PUBLIC SERVICES
IDIS Activity: 372 - SENIOR CENTER RECREATION SPECIALIST

Status: Completed 12/31/2018 12:00:00 AM **Objective:** Create suitable living environments
Location: 505 N 1st Ave Pasco, WA 99301-5378 **Outcome:** Availability/accessibility
Matrix Code: Senior Services (05A) **National Objective:** LMC

Initial Funding Date: 10/22/2018

Description:

CDBG funds provide a portion of the salary and benefits for recreation specialist to oversee and operate program at Pasco's senior center. This facility's program provides supervision and leadership necessary for programs serving the elderly of Pasco with support services, nutrition, health and living skills support. (\$31,640)

Financing

	Fund Type	Grant Year	Grant	Funded Amount	Drawn In Program Year	Drawn Thru Program Year
CDBG	EN	2018	B18MC530009	\$31,640.00	\$31,640.00	\$31,640.00
Total	Total			\$31,640.00	\$31,640.00	\$31,640.00


Proposed Accomplishments

People (General) : 975

Actual Accomplishments

Number assisted:

	Owner		Renter		Total		Person	
	Total	Hispanic	Total	Hispanic	Total	Hispanic	Total	Hispanic
White:	0	0	0	0	0	0	469	32
Black/African American:	0	0	0	0	0	0	9	0
Asian:	0	0	0	0	0	0	8	0
American Indian/Alaskan Native:	0	0	0	0	0	0	2	0
Native Hawaiian/Other Pacific Islander:	0	0	0	0	0	0	0	0
American Indian/Alaskan Native & White:	0	0	0	0	0	0	0	0
Asian White:	0	0	0	0	0	0	0	0
Black/African American & White:	0	0	0	0	0	0	0	0
American Indian/Alaskan Native & Black/African American:	0	0	0	0	0	0	0	0
Other multi-racial:	0	0	0	0	0	0	0	0
Asian/Pacific Islander:	0	0	0	0	0	0	0	0
Hispanic:	0	0	0	0	0	0	0	0
Total:	0	0	0	0	0	0	488	32



U.S. Department of Housing and Urban Development
Office of Community Planning and Development
Integrated Disbursement and Information System
CDBG Activity Summary Report (GPR) for Program Year 2018
PASCO

Date: 04-Mar-2019

Time: 14:35

Page: 18

Female-headed Households: 0 0 0

Income Category:

	Owner	Renter	Total	Person
Extremely Low	0	0	0	220
Low Mod	0	0	0	195
Moderate	0	0	0	73
Non Low Moderate	0	0	0	0
Total	0	0	0	488
Percent Low/Mod				100.0%

Annual Accomplishments

Years	Accomplishment Narrative	# Benefiting
2018	CDBG funds provide a portion of the salary and benefits for recreation specialist to oversee and operate program at Pasco's senior center. This facility's program provides supervision and leadership necessary for programs serving the elderly of Pasco with support services, nutrition, health and living skills support.	



U.S. Department of Housing and Urban Development
 Office of Community Planning and Development
 Integrated Disbursement and Information System
 CDBG Activity Summary Report (GPR) for Program Year 2018
 PASCO

Date: 04-Mar-2019
 Time: 14:35
 Page: 19

PGM Year: 2018
Project: 0002 - PUBLIC SERVICES
IDIS Activity: 373 - YMCA MLK COMMUNITY CENTER REC PROGRAM

Status: Completed 12/31/2018 12:00:00 AM
Location: 333 N Wehe Ave Pasco, WA 99301-4253
Objective: Create suitable living environments
Outcome: Availability/accessibility
Matrix Code: Other Public Services Not Listed in 05A-05Y, 03T (05Z) **National Objective:** LMA

Initial Funding Date: 10/22/2018

Description:

CDBG funds provide recreation programs at the Martin Luther King Center. This facility's program is coordinated with the YMCA, Salvation Army and Campfire USA, who all collaborate to provide education and physical activities to school age children and adult activities.
 (\$21,095)

Financing


	Fund Type	Grant Year	Grant	Funded Amount	Drawn In Program Year	Drawn Thru Program Year
CDBG	EN	2018	B18MC530009	\$21,095.00	\$21,095.00	\$21,095.00
Total	Total			\$21,095.00	\$21,095.00	\$21,095.00

Proposed Accomplishments

People (General) : 26,955
 Total Population in Service Area: 26,955
 Census Tract Percent Low / Mod: 75.22

Annual Accomplishments

Years	Accomplishment Narrative	# Benefiting
2018	CDBG funds provide YMCA recreation programs at the Martin Luther King Center. This facility's program is coordinated with the YMCA, Salvation Army and Campfire USA, who all collaborate to provide education and physical activities to school age children and their families (26955) in the service area 75.22% LMI.	



U.S. Department of Housing and Urban Development
 Office of Community Planning and Development
 Integrated Disbursement and Information System
 CDBG Activity Summary Report (GPR) for Program Year 2018
 PASCO

Date: 04-Mar-2019
 Time: 14:35
 Page: 20

PGM Year: 2018
Project: 0003 - ECONOMIC OPPORTUNITIES
IDIS Activity: 374 - PASCO SPECIALTY KITCHEN

Status: Completed 12/31/2018 12:00:00 AM
Location: 110 S 4th Ave Pasco, WA 99301-5507
Objective: Create economic opportunities
Outcome: Availability/accessibility
Matrix Code: ED Technical Assistance (18B) **National Objective:** LMJ

Initial Funding Date: 10/22/2018

Description:

CDBG funds provide for continued operations of the Pasco Specialty Kitchen, a certified commercial incubator kitchen. By providing technical support to small food-related businesses the Pasco Specialty Kitchen improves their success rate by helping them to establish and achieve their goals. In consideration for technical assistance, the startup businesses agree to make jobs created available to low-to-moderate income persons in Pasco (Census Tract 202). (\$79,105)

Financing

	Fund Type	Grant Year	Grant	Funded Amount	Drawn In Program Year	Drawn Thru Program Year
CDBG	EN	2018	B18MC530009	\$79,446.20	\$79,446.20	\$79,446.20
Total	Total			\$79,446.20	\$79,446.20	\$79,446.20


Proposed Accomplishments

Jobs : 10

Actual Accomplishments

Number assisted:

	Owner		Renter		Total		Person	
	Total	Hispanic	Total	Hispanic	Total	Hispanic	Total	Hispanic
White:	0	0	0	0	0	0	20	14
Black/African American:	0	0	0	0	0	0	0	0
Asian:	0	0	0	0	0	0	2	0
American Indian/Alaskan Native:	0	0	0	0	0	0	1	0
Native Hawaiian/Other Pacific Islander:	0	0	0	0	0	0	1	0
American Indian/Alaskan Native & White:	0	0	0	0	0	0	0	0
Asian White:	0	0	0	0	0	0	0	0
Black/African American & White:	0	0	0	0	0	0	0	0
American Indian/Alaskan Native & Black/African American:	0	0	0	0	0	0	0	0
Other multi-racial:	0	0	0	0	0	0	1	0
Asian/Pacific Islander:	0	0	0	0	0	0	0	0
Hispanic:	0	0	0	0	0	0	0	0
Total:	0	0	0	0	0	0	25	14



U.S. Department of Housing and Urban Development
 Office of Community Planning and Development
 Integrated Disbursement and Information System
 CDBG Activity Summary Report (GPR) for Program Year 2018
 PASCO

Date: 04-Mar-2019
 Time: 14:35
 Page: 21


Female-headed Households: 0 0 0

Income Category:

	Owner	Renter	Total	Person
Extremely Low	0	0	0	10
Low Mod	0	0	0	4
Moderate	0	0	0	2
Non Low Moderate	0	0	0	9
Total	0	0	0	25
Percent Low/Mod				64.0%

Annual Accomplishments

Years	Accomplishment Narrative	# Benefiting
2018	CDBG funds provide for wages, salaries and benefits for Technical Assistance at the Pasco Specialty Kitchen, a certified commercial incubator kitchen. By providing technical assistance to small startup food-related businesses the Pasco Specialty Kitchen improves their success rate by helping them to establish and achieve their goals. In consideration for technical assistance, the startup businesses agree to create and/or make jobs available to low-to-moderate income persons. In 2018, five(5) new business received assistance this reporting period and become active clients at the kitchen, 18 new FTE jobs were reported as created, 53.68% are held by low-mod individuals, 27 individuals were assisted with jobs through this program 64% are low-moderate income.	



U.S. Department of Housing and Urban Development
Office of Community Planning and Development
Integrated Disbursement and Information System
CDBG Activity Summary Report (GPR) for Program Year 2018
PASCO

Date: 04-Mar-2019
Time: 14:35
Page: 23

Female-headed Households: 0 0 0

Income Category:

	Owner	Renter	Total	Person
Extremely Low	0	0	0	0
Low Mod	0	0	0	0
Moderate	0	0	0	0
Non Low Moderate	0	0	0	0
Total	0	0	0	0

Percent Low/Mod

Annual Accomplishments

Years	Accomplishment Narrative	# Benefiting
2018	CDBG funds provide for rehabilitation of owner occupied housing. In 2018, four (4) applications were received and reviewed for eligibility. One very low income household was approved for rehabilitation and construction began late 2018. One application is still under review for approval.	



U.S. Department of Housing and Urban Development
 Office of Community Planning and Development
 Integrated Disbursement and Information System
 CDBG Activity Summary Report (GPR) for Program Year 2018
 PASCO

Date: 04-Mar-2019
 Time: 14:35
 Page: 24

PGM Year: 2018
Project: 0006 - CODE ENFORCEMENT
IDIS Activity: 376 - CODE ENFORCEMENT OFFICER

Status: Completed 12/31/2018 12:00:00 AM
Location: 525 N 3rd Ave Pasco, WA 99301-5320

Objective: Provide decent affordable housing
Outcome: Sustainability
Matrix Code: Code Enforcement (15) **National Objective:** LMA

Initial Funding Date: 10/22/2018

Description:

CDBG FUNDS PROVIDE A PORTION OF SALARY AND BENEFITS FOR A CODE ENFORCEMENT OFFICER TO HELP IMPROVE NEIGHBORHOOD APPEARANCE AND FOR COMPLIANCE WITH RULES AND REGULATIONS DEALING WITH HOMEOWNER NEEDS IN PRIMARILY LOW-MODERATE INCOME NEIGHBORHOODS (CENSUS TRACTS 201, 202, 203, 204 AND 206).
 (\$73,830)

Financing


	Fund Type	Grant Year	Grant	Funded Amount	Drawn In Program Year	Drawn Thru Program Year
CDBG	EN	2018	B18MC530009	\$73,830.00	\$73,830.00	\$73,830.00
Total	Total			\$73,830.00	\$73,830.00	\$73,830.00

Proposed Accomplishments

Housing Units : 500
 Total Population in Service Area: 32,180
 Census Tract Percent Low / Mod: 74.07

Annual Accomplishments

Years	Accomplishment Narrative	# Benefitting
2018	CDBG funds provided a portion of the salary and benefits for one of four code enforcement officers to help bring approximately 968 properties into compliance with City codes. Code enforcement encourages property owners to maintain housing units to minimum property standards and improves neighborhood appearance in primarily low to moderate income neighborhoods (Census Tracts 201, 202, 203, 204, and 206.03), 32180 people, 74.07% LMI).	



U.S. Department of Housing and Urban Development
 Office of Community Planning and Development
 Integrated Disbursement and Information System
 CDBG Activity Summary Report (GPR) for Program Year 2018
 PASCO

Date: 04-Mar-2019
 Time: 14:35
 Page: 25

PGM Year: 2018
Project: 0005 - PUBLIC FACILITY IMPROVEMENTS
IDIS Activity: 377 - PEANUTS PARK RENOVATION 3

Status: Open
Location: 109 S 4th Ave Pasco, WA 99301-5507

Objective: Create suitable living environments
Outcome: Availability/accessibility
Matrix Code: Parks, Recreational Facilities (03F) **National Objective:** LMA

Initial Funding Date: 10/22/2018

Description:

CDBG funds are requested for continuing the multi-year Peanuts Park restoration project Phase 3 design documents. Funds are used to redesign the Farmer's Market Pavilion. Construction includes replacement of existing curb, gutter, sidewalk, accessibility improvements, and replacement of aging watersewer lines.(\$256,295)

Financing


	Fund Type	Grant Year	Grant	Funded Amount	Drawn In Program Year	Drawn Thru Program Year
CDBG	EN	2018	B18MC530009	\$256,295.00	\$0.00	\$0.00
Total	Total			\$256,295.00	\$0.00	\$0.00

Proposed Accomplishments

Total Population in Service Area: 29,295
 Census Tract Percent Low / Mod: 75.10

Annual Accomplishments

Years	Accomplishment Narrative	# Benefitting
2018	During 2016, environmental review completed, master plan in process, prepare scope of services for design work in process. During 2017, master plan completed, pre-design investigations and topographic survey completed. In October 2017, the city advertised for Design Services, currently in contract negotiations with a consultant for the design of the park. During 2018, A/E design work is 60% complete. Total CDBG funds expended on this multi-year project is \$258,426 through 2018.	



U.S. Department of Housing and Urban Development
Office of Community Planning and Development
Integrated Disbursement and Information System
CDBG Activity Summary Report (GPR) for Program Year 2018
PASCO

Date: 04-Mar-2019

Time: 14:35

Page: 26

Total Funded Amount:	\$4,554,346.23
Total Drawn Thru Program Year:	\$3,794,217.88
Total Drawn In Program Year:	\$765,668.98

U.S. Department of Housing and Urban Development
 Office of Community Planning and Development
 Integrated Disbursement and Information System
 Drawdown Report by Project and Activity
 PASCO , WA

Program Year/ Project			IDIS Act ID	Activity Name	Prior Year	Voucher Number	Line Item	Voucher Status	LOCCS Send Date	Grant Year	Grant Number	Fund Type	Drawn Amount	
						6203065	6	Completed	10/26/2018	2018	B18MC530009	EN	\$50,219.70	
					Y	6233844	10	Completed	2/7/2019	2018	B18MC530009	EN	\$29,226.50	
													Activity Total	\$79,446.20
													Project Total	79,446.20
2018	4	DECENT HOUSING	375	COMMUNITY HOUSING IMPROVEMENT MINOR REHAB PROGRAM										
						6203065	7	Completed	10/26/2018	2018	B18MC530009	EN	\$5,966.05	
					Y	6233844	11	Completed	2/7/2019	2018	B18MC530009	EN	\$901.17	
													Activity Total	\$6,867.22
													Project Total	6,867.22
2018	6	CODE ENFORCEMENT	376	CODE ENFORCEMENT OFFICER										
						6203065	8	Completed	10/26/2018	2018	B18MC530009	EN	\$73,830.00	
													Activity Total	\$73,830.00
													Project Total	73,830.00
													Program Year 2018 Total	379,610.34

U.S. DEPARTMENT OF HOUSING AND URBAN
DEVELOPMENT
OFFICE OF COMMUNITY PLANNING AND DEVELOPMENT
PR06 - Summary of Consolidated Plan Projects for Report
Year

DATE: 3/4/2019
TIME: 2:43:25 PM
PAGE: 1/2

IDIS

Plan IDIS Year Project	Project Title and Description	Program	Project Estimate	Committed Amount	Amount Drawn Thru Report Year	Amount Available to Draw	
2018 1	PROGRAM ADMINISTRATION	PROGRAM ADMINISTRATION FOR CDBG AND HOME	CDBG	\$146,605.00	\$146,263.80	\$124,541.92	\$21,721.88
2	PUBLIC SERVICES	PUBLIC SERVICE ACTIVITIES	CDBG	\$94,925.00	\$94,925.00	\$94,925.00	\$0.00
3	ECONOMIC OPPORTUNITIES	ECONOMIC OPPORTUNITY ACTIVITIES	CDBG	\$79,105.00	\$79,446.20	\$79,446.20	\$0.00
4	DECENT HOUSING	DECENT HOUSING ACTIVITIES	CDBG	\$105,470.00	\$105,470.00	\$6,867.22	\$98,602.78
5	PUBLIC FACILITY IMPROVEMENTS	PUBLIC FACILITY IMPROVEMENT ACTIVITIES FOR PARKS AND BUILDINGS - PEANUTS PARK RENOVATION (MULTI-YEAR PROJECT)	CDBG	\$256,295.00	\$256,295.00	\$0.00	\$256,295.00
6	CODE ENFORCEMENT	CODE ENFORCEMENT ACTIVITIES	CDBG	\$73,830.00	\$73,830.00	\$73,830.00	\$0.00

U.S. DEPARTMENT OF HOUSING AND URBAN
DEVELOPMENT
OFFICE OF COMMUNITY PLANNING AND DEVELOPMENT
PR06 - Summary of Consolidated Plan Projects for Report
Year

DATE: 3/4/2019
TIME: 2:43:25 PM
PAGE: 2/2

IDIS

Plan IDIS Year Project	Project Title and Description	Program	Amount Drawn in Report Year
2018 1	PROGRAM ADMINISTRATION	PROGRAM ADMINISTRATION FOR CDBG AND HOME	\$124,541.92
2	PUBLIC SERVICES	PUBLIC SERVICE ACTIVITIES	\$94,925.00
3	ECONOMIC OPPORTUNITIES	ECONOMIC OPPORTUNITY ACTIVITIES	\$79,446.20
4	DECENT HOUSING	DECENT HOUSING ACTIVITIES	\$6,867.22
5	PUBLIC FACILITY IMPROVEMENTS	PUBLIC FACILITY IMPROVEMENT ACTIVITIES FOR PARKS AND BUILDINGS - PEANUTS PARK RENOVATION (MULTI-YEAR PROJECT)	\$0.00
6	CODE ENFORCEMENT	CODE ENFORCEMENT ACTIVITIES	\$73,830.00

U.S. DEPARTMENT OF HOUSING AND URBAN
DEVELOPMENT
OFFICE OF COMMUNITY PLANNING AND DEVELOPMENT
PR07 - Drawdown Report by Voucher Number - Vouchers
Submitted to Loccs

DATE: 3/4/2019
TIME: 2:45:42 PM
PAGE: 1/1

IDIS															
Voucher Number	Line Item	IDIS Project ID	IDIS Act ID	Voucher Created	Voucher Status	Status Date	LOCCS Send Date	Grant Number	Grant Year	Fund Type	Recipient TIN	Payee TIN	Program	PY	Drawn Amount
6122508	1	4	326	2/9/2018	Completed	02/10/2018	2/9/2018	B14MC530009	2014	EN	916001264	916001264	CDBG	Y	\$27,653.88
	2	3	353	2/9/2018	Completed	02/10/2018	2/9/2018	B16MC530009	2016	EN	916001264	916001264	CDBG	Y	\$127.97
	3	3	355	2/9/2018	Completed	02/10/2018	2/9/2018	B16MC530009	2016	EN	916001264	916001264	CDBG	Y	\$976.33
	4	3	356	2/9/2018	Completed	02/10/2018	2/9/2018	B15MC530009	2015	EN	916001264	916001264	CDBG	Y	\$24,173.27
	5	3	356	2/9/2018	Completed	02/10/2018	2/9/2018	B16MC530009	2016	EN	916001264	916001264	CDBG	Y	\$9,801.89
	6	1	360	2/9/2018	Completed	02/10/2018	2/9/2018	B17MC530009	2017	EN	916001264	916001264	CDBG	Y	\$25,050.37
	7	2	361	2/9/2018	Completed	02/10/2018	2/9/2018	B14MC530009	2014	EN	916001264	916001264	CDBG	Y	\$4,997.00
	8	6	366	2/9/2018	Completed	02/10/2018	2/9/2018	B15MC530009	2015	EN	916001264	916001264	CDBG	Y	\$12,000.00
	9	2	362	2/9/2018	Completed	02/10/2018	2/9/2018	B14MC530009	2014	EN	916001264	916001264	CDBG	Y	\$4,997.00
	10	2	363	2/9/2018	Completed	02/10/2018	2/9/2018	B14MC530009	2014	EN	916001264	916001264	CDBG	Y	\$7,500.00
	11	2	364	2/9/2018	Completed	02/10/2018	2/9/2018	B14MC530009	2014	EN	916001264	916001264	CDBG	Y	\$2,934.86
	12	2	364	2/9/2018	Completed	02/10/2018	2/9/2018	B15MC530009	2015	EN	916001264	916001264	CDBG	Y	\$2,065.14
6145459	1	4	326	4/19/2018	Completed	04/20/2018	4/19/2018	B14MC530009	2014	EN	916001264	916001264	CDBG		\$11,172.78
	2	4	326	4/19/2018	Completed	04/20/2018	4/19/2018	B17MC530009	2017	EN	916001264	916001264	CDBG		\$6,801.67
	3	3	353	4/19/2018	Completed	04/20/2018	4/19/2018	B16MC530009	2016	EN	916001264	916001264	CDBG		\$184.28
	4	3	355	4/19/2018	Completed	04/20/2018	4/19/2018	B16MC530009	2016	EN	916001264	916001264	CDBG		\$5,468.28
	5	3	356	4/19/2018	Completed	04/20/2018	4/19/2018	B16MC530009	2016	EN	916001264	916001264	CDBG		\$58,957.28
	6	5	357	4/19/2018	Completed	04/20/2018	4/19/2018	B16MC530009	2016	EN	916001264	916001264	CDBG		\$17,937.04
	7	3	365	4/19/2018	Completed	04/20/2018	4/19/2018	B17MC530009	2017	EN	916001264	916001264	CDBG		\$26,133.52
6172896	1	4	326	7/18/2018	Completed	07/19/2018	7/18/2018	B17MC530009	2017	EN	916001264	916001264	CDBG		\$379.60
	2	3	353	7/18/2018	Completed	07/19/2018	7/18/2018	B16MC530009	2016	EN	916001264	916001264	CDBG		\$824.97
	3	3	355	7/18/2018	Completed	07/19/2018	7/18/2018	B16MC530009	2016	EN	916001264	916001264	CDBG		\$5,085.36
	4	3	356	7/18/2018	Completed	07/19/2018	7/18/2018	B16MC530009	2016	EN	916001264	916001264	CDBG		\$1,461.11
	5	5	357	7/18/2018	Completed	07/19/2018	7/18/2018	B16MC530009	2016	EN	916001264	916001264	CDBG		\$15,889.30
6197602	1	3	353	10/8/2018	Completed	10/10/2018	10/8/2018	B16MC530009	2016	EN	916001264	916001264	CDBG		\$356.92
	2	3	355	10/8/2018	Completed	10/10/2018	10/8/2018	B16MC530009	2016	EN	916001264	916001264	CDBG		\$21.92
	3	3	356	10/8/2018	Completed	10/10/2018	10/8/2018	B16MC530009	2016	EN	916001264	916001264	CDBG		\$215.72
	4	3	356	10/8/2018	Completed	10/10/2018	10/8/2018	B17MC530009	2017	EN	916001264	916001264	CDBG		\$398.19
	5	5	357	10/8/2018	Completed	10/10/2018	10/8/2018	B16MC530009	2016	EN	916001264	916001264	CDBG		\$28,154.93
	6	5	367	10/8/2018	Completed	10/10/2018	10/8/2018	B17MC530009	2017	EN	916001264	916001264	CDBG		\$34,431.15
	7	4	326	10/8/2018	Completed	10/10/2018	10/8/2018	B17MC530009	2017	EN	916001264	916001264	CDBG		\$271.55
6203065	1	5	357	10/25/2018	Completed	10/27/2018	10/26/2018	B16MC530009	2016	EN	916001264	916001264	CDBG		\$35.44
	2	1	369	10/25/2018	Completed	10/27/2018	10/26/2018	B18MC530009	2018	EN	916001264	916001264	CDBG		\$81,881.75
	3	2	370	10/25/2018	Completed	10/27/2018	10/26/2018	B18MC530009	2018	EN	916001264	916001264	CDBG		\$20,867.55
	4	2	371	10/25/2018	Completed	10/27/2018	10/26/2018	B18MC530009	2018	EN	916001264	916001264	CDBG		\$17,287.27
	5	2	372	10/25/2018	Completed	10/27/2018	10/26/2018	B18MC530009	2018	EN	916001264	916001264	CDBG		\$31,640.00
	6	3	374	10/25/2018	Completed	10/27/2018	10/26/2018	B18MC530009	2018	EN	916001264	916001264	CDBG		\$50,219.70
	7	4	375	10/25/2018	Completed	10/27/2018	10/26/2018	B18MC530009	2018	EN	916001264	916001264	CDBG		\$5,966.05
	8	6	376	10/25/2018	Completed	10/27/2018	10/26/2018	B18MC530009	2018	EN	916001264	916001264	CDBG		\$73,830.00
TOTAL DRAWS:													CDBG	TOTAL DRAWS:	\$618,151.04
															\$618,151.04

U.S. Department of Housing and Urban Development
 Office of Community Planning and Development
 Integrated Disbursement and Information System
 CDBG Housing Activities
 PASCO, WA

PGM YEAR	PROJ ID	IDIS ACT ID	ACTIVITY NAME	STATUS	MTX CD	NTL OBJ	Total		CDBG DRAWN AMOUNT	OCCUPIED TOTAL	UNITS L/M	% L/M	CUMULATIVE				
							EST. AMT	% CDBG					OCCUPIED OWNER	UNITS RENTER			
2018	5858	375	COMMUNITY HOUSING IMPROVEMENT MINOR REHAB PROGRAM	OPEN	14A	LMH	105,470.00	0.0	6,867.22	0	0	0.0	0	0			
							2018	TOTALS: BUDGETED/UNDERWAY		105,470.00	6.5	6,867.22	0	0	0.0	0	0
							COMPLETED		0.00	0.0	0	0	0.0	0	0		
									105,470.00	6.5	6,867.22	0	0	0.0	0	0	

PGM YEAR	PROJ ID	IDIS ACT ID	ACTIVITY NAME	STATUS	MTX CD	NTL OBJ	Total		CDBG DRAWN AMOUNT	OCCUPIED TOTAL	UNITS L/M	% L/M	CUMULATIVE				
							EST. AMT	% CDBG					OCCUPIED OWNER	UNITS RENTER			
2014	0000	325	CATHOLIC FAMILY VOLUNTEER CHORE SERVICES	COM	14A	LMH	113,198.45	2.8	3,198.45	3	3	100.0	3	0			
2014	0000	326	COMMUNITY HOUSING IMPROVEMENT MINOR REHAB PROGRAM	OPEN	14A	LMH	110,000.00	51.6	56,776.53	3	3	100.0	3	0			
							2014	TOTALS: BUDGETED/UNDERWAY		110,000.00	51.6	56,776.53	3	3	100.0	3	0
							COMPLETED		113,198.45	2.8	3,198.45	3	3	100.0	3	0	
									223,198.45	26.8	59,974.98	6	6	100.0	6	0	

PGM YEAR	PROJ ID	IDIS ACT ID	ACTIVITY NAME	STATUS	MTX CD	NTL OBJ	Total		CDBG DRAWN AMOUNT	OCCUPIED TOTAL	UNITS L/M	% L/M	CUMULATIVE				
							EST. AMT	% CDBG					OCCUPIED OWNER	UNITS RENTER			
2013	8063	312	CATHOLIC FAMILY VOLUNTEER CHORE SERVICES	COM	14A	LMH	67,309.51	0.2	115.51	1	1	100.0	1	0			
2013	8063	313	COMMUNITY HOUSING IMPROVEMENT MINOR REHAB PROGRAM	COM	14A	LMH	102,531.89	51.2	52,531.89	3	3	100.0	3	0			
							2013	TOTALS: BUDGETED/UNDERWAY		0.00	0.0	0.00	0	0	0.0	0	0
							COMPLETED		169,841.40	30.9	52,647.40	4	4	100.0	4	0	

U.S. Department of Housing and Urban Development
 Office of Community Planning and Development
 Integrated Disbursement and Information System
 CDBG Housing Activities
 PASCO, WA

							169,841.40	30.9	52,647.40	4	4	100.0	4	0

PGM	PROJ	IDIS					MTX NTL	Total	CDBG	OCCUPIED	UNITS	CUMULATIVE		
YEAR	ID	ACT ID	ACTIVITY NAME	STATUS	CD	OBJ	EST. AMT	% CDBG	DRAWN AMOUNT	TOTAL	L/M	% L/M	OCCUPIED OWNER	UNITS RENTER

2012	0501	302	CATHOLIC FAMILY VOLUNTEER CHORE SERVICES	COM	14A	LMH	70,731.60	1.7	1,231.60	2	2	100.0	2	0
2012 TOTALS: BUDGETED/UNDERWAY							0.00	0.0	0.00	0	0	0.0	0	0
COMPLETED							70,731.60	1.7	1,231.60	2	2	100.0	2	0
							70,731.60	1.7	1,231.60	2	2	100.0	2	0

PGM	PROJ	IDIS					MTX NTL	Total	CDBG	OCCUPIED	UNITS	CUMULATIVE		
YEAR	ID	ACT ID	ACTIVITY NAME	STATUS	CD	OBJ	EST. AMT	% CDBG	DRAWN AMOUNT	TOTAL	L/M	% L/M	OCCUPIED OWNER	UNITS RENTER

2011	1799	290	CATHOLIC FAMILY VOLUNTEER CHORE SERVICES	COM	14A	LMH	118,570.44	0.3	373.44	1	1	100.0	1	0
2011 TOTALS: BUDGETED/UNDERWAY							0.00	0.0	0.00	0	0	0.0	0	0
COMPLETED							118,570.44	0.3	373.44	1	1	100.0	1	0
							118,570.44	0.3	373.44	1	1	100.0	1	0

PGM	PROJ	IDIS					MTX NTL	Total	CDBG	OCCUPIED	UNITS	CUMULATIVE		
YEAR	ID	ACT ID	ACTIVITY NAME	STATUS	CD	OBJ	EST. AMT	% CDBG	DRAWN AMOUNT	TOTAL	L/M	% L/M	OCCUPIED OWNER	UNITS RENTER

2009	2990	268	ENERGY EFFICIENT HEALTHY HOMES	COM	14A	LMH	44,080.73	15.8	6,959.73	2	2	100.0	2	0
2009 TOTALS: BUDGETED/UNDERWAY							0.00	0.0	0.00	0	0	0.0	0	0
COMPLETED							44,080.73	15.7	6,959.73	2	2	100.0	2	0
							44,080.73	15.7	6,959.73	2	2	100.0	2	0

U.S. Department of Housing and Urban Development
 Office of Community Planning and Development
 Integrated Disbursement and Information System
 CDBG Housing Activities
 PASCO, WA

PGM YEAR	PROJ ID	IDIS ACT ID	ACTIVITY NAME	STATUS	MTX NTL		Total		CDBG DRAWN AMOUNT	OCCUPIED TOTAL	UNITS L/M	% L/M	CUMULATIVE	
					CD	OBJ	EST. AMT	% CDBG					OWNER	RENTER
2008	0004	251	CATHOLIC FAMILY & CHILD SVCS-VOL. CHORE	COM	14A	LMH	111,773.34	2.9	3,279.34	4	4	100.0	4	0
2008	0004	252	BENTON FRANKLIN CAC-HOME ENERGY PROGRAM	COM	14A	LMH	20,000.00	100.0	20,000.00	8	8	100.0	8	0
2008	0004	258	CHIP MINOR REHAB	COM	14A	LMH	8,983.76	100.0	8,983.76	2	2	100.0	2	0
2008 TOTALS: BUDGETED/UNDERWAY							0.00	0.0	0.00	0	0	0.0	0	0
							COMPLETED		140,757.10	22.9	32,263.10	100.0	14	0
							140,757.10	22.9	32,263.10	14	14	100.0	14	0

PGM YEAR	PROJ ID	IDIS ACT ID	ACTIVITY NAME	STATUS	MTX NTL		Total		CDBG DRAWN AMOUNT	OCCUPIED TOTAL	UNITS L/M	% L/M	CUMULATIVE	
					CD	OBJ	EST. AMT	% CDBG					OWNER	RENTER
2007	0004	239	CATHOLIC FAMILY & CHILD SVCS-VOL. CHORE	COM	14A	LMH	130,638.67	0.6	821.67	1	1	100.0	1	0
2007	0004	240	BENTON FRANKLIN CAC-HOME ENERGY PROGRAM	COM	14A	LMH	20,000.00	100.0	20,000.00	10	10	100.0	10	0
2007 TOTALS: BUDGETED/UNDERWAY							0.00	0.0	0.00	0	0	0.0	0	0
							COMPLETED		150,638.67	13.8	20,821.67	100.0	11	0
							150,638.67	13.8	20,821.67	11	11	100.0	11	0

PGM YEAR	PROJ ID	IDIS ACT ID	ACTIVITY NAME	STATUS	MTX NTL		Total		CDBG DRAWN AMOUNT	OCCUPIED TOTAL	UNITS L/M	% L/M	CUMULATIVE	
					CD	OBJ	EST. AMT	% CDBG					OWNER	RENTER
2006	0004	226	BENTON FRANKLIN CAC-HOME ENERGY PROGRAM	COM	14A	LMH	40,106.61	50.1	20,106.61	6	5	83.3	6	0
2006	0004	227	CATHOLIC FAMILY & CHILD SVCS-VOL. CHORE	COM	14A	LMH	15,424.00	64.8	10,000.00	8	8	100.0	8	0
2006 TOTALS: BUDGETED/UNDERWAY							0.00	0.0	0.00	0	0	0.0	0	0
							COMPLETED		55,530.61	54.2	30,106.61	92.8	14	0

U.S. Department of Housing and Urban Development
 Office of Community Planning and Development
 Integrated Disbursement and Information System
 CDBG Housing Activities
 PASCO, WA

55,530.61 54.2 30,106.61 14 13 92.8 14 0

PGM YEAR	PROJ ID	IDIS ACT ID	ACTIVITY NAME	STATUS	MTX NTL		Total		CDBG DRAWN AMOUNT	OCCUPIED TOTAL	UNITS L/M	% L/M	CUMULATIVE	
					CD	OBJ	EST. AMT	% CDBG					OWNER	RENTER
2005	0006	210	BENTON FRANKLIN CAC - HOME ENERGY PROG	COM	14A	LMH	43,604.39	45.6	19,893.39	6	6	100.0	0	6
2005	0006	211	CATHOLIC FAMILY & CHILD SERVICES	COM	14A	LMH	15,000.00	100.0	15,000.00	10	10	100.0	10	0
2005 TOTALS: BUDGETED/UNDERWAY							0.00	0.0	0.00	0	0	0.0	0	0
				COMPLETED			58,604.39	59.5	34,893.39	16	16	100.0	10	6
							58,604.39	59.5	34,893.39	16	16	100.0	10	6

PGM YEAR	PROJ ID	IDIS ACT ID	ACTIVITY NAME	STATUS	MTX NTL		Total		CDBG DRAWN AMOUNT	OCCUPIED TOTAL	UNITS L/M	% L/M	CUMULATIVE	
					CD	OBJ	EST. AMT	% CDBG					OWNER	RENTER
2004	0004	196	COMMUNITY ACTION COMMITTEE-HOME ENERGY	COM	14A	LMH	20,000.00	100.0	20,000.00	14	14	100.0	0	14
2004	0004	197	CATHOLIC FAMILY & CHILD SERVICES - CHORE	COM	14A	LMH	6,713.20	100.0	6,713.20	30	30	100.0	0	30
2004	0004	198	LOURDES HEALTH NETWORK-WILSON HOUSE	COM	14D	LMH	10,000.00	100.0	10,000.00	1	1	100.0	0	1
2004 TOTALS: BUDGETED/UNDERWAY							0.00	0.0	0.00	0	0	0.0	0	0
				COMPLETED			36,713.20	100.0	36,713.20	45	45	100.0	0	45
							36,713.20	100.0	36,713.20	45	45	100.0	0	45

PGM YEAR	PROJ ID	IDIS ACT ID	ACTIVITY NAME	STATUS	MTX NTL		Total		CDBG DRAWN AMOUNT	OCCUPIED TOTAL	UNITS L/M	% L/M	CUMULATIVE	
					CD	OBJ	EST. AMT	% CDBG					OWNER	RENTER
2003	0004	184	CATHOLIC FAMILY AND CHILD SERVICES	COM	14A	LMH	16,493.33	100.0	16,493.33	21	21	100.0	0	21
2003 TOTALS: BUDGETED/UNDERWAY							0.00	0.0	0.00	0	0	0.0	0	0
				COMPLETED			16,493.33	100.0	16,493.33	21	21	100.0	0	21

U.S. Department of Housing and Urban Development
 Office of Community Planning and Development
 Integrated Disbursement and Information System
 CDBG Housing Activities
 PASCO, WA

PGM YEAR	PROJ ID	IDIS ACT ID	ACTIVITY NAME	STATUS	MTX CD	NTL OBJ	Total EST. AMT	% CDBG	CDBG DRAWN AMOUNT	OCCUPIED TOTAL	UNITS L/M	% L/M	CUMULATIVE OCCUPIED OWNER	UNITS RENTER
							16,493.33	100.0	16,493.33	21	21	100.0	0	21
2002	0004	167	CATHOLIC FAMILY AND CHILD SERVICES	COM	14A	LMH	10,469.94	100.0	10,469.94	5	5	100.0	0	5
		2002	TOTALS: BUDGETED/UNDERWAY				0.00	0.0	0.00	0	0	0.0	0	0
			COMPLETED				10,469.94	100.0	10,469.94	5	5	100.0	0	5
							10,469.94	100.0	10,469.94	5	5	100.0	0	5
2001	0004	141	PASCO HOUSING AUTHORITY UNIT REHAB	COM	14C	LMH	60,000.00	100.0	60,000.00	14	14	100.0	0	14
2001	0004	142	CRIME FREE MULTI HOUSING	COM	14A	LMH	12,163.31	0.0	12,163.31	0	0	0.0	0	0
2001	0004	143	ENERGY EFFICIENT HEALTHY HOUSE PROGRAM	COM	14F	LMH	20,000.00	100.0	20,000.00	16	16	100.0	0	16
2001	0004	149	CATHOLIC FAMILY & CHILD SERVICE	COM	14A	LMH	6,902.53	100.0	6,902.53	7	7	100.0	0	7
		2001	TOTALS: BUDGETED/UNDERWAY				0.00	0.0	0.00	0	0	0.0	0	0
			COMPLETED				99,065.84	100.0	99,065.84	37	37	100.0	0	37
							99,065.84	100.0	99,065.84	37	37	100.0	0	37
2000	0004	120	PASCO HOUSING AUTHORITY--HOUSING REROOFI	COM	14D	LMH	60,000.00	100.0	60,000.00	24	24	100.0	0	24
2000	0004	121	CATHOLIC FAMILY AND & CHILD SERVICES	COM	14A	LMH	2,764.61	100.0	2,764.61	5	5	100.0	0	5

U.S. Department of Housing and Urban Development
 Office of Community Planning and Development
 Integrated Disbursement and Information System
 CDBG Housing Activities
 PASCO, WA

2000	TOTALS: BUDGETED/UNDERWAY	0.00	0.0	0.00	0	0	0.0	0	0
	COMPLETED	62,764.61	100.0	62,764.61	29	29	100.0	0	29

		62,764.61	100.0	62,764.61	29	29	100.0	0	29

PGM YEAR	PROJ ID	IDIS ACT ID	ACTIVITY NAME	STATUS	MTX CD	NTL OBJ	Total		CDBG DRAWN AMOUNT	OCCUPIED TOTAL	UNITS L/M	% L/M	CUMULATIVE	
							EST. AMT	% CDBG					OCCUPIED OWNER	UNITS RENTER
1999	0013	102	PASCO HOUSING AUTHORITY-SR. AIR COND.	COM	14D	LMH	57,000.00	100.0	57,000.00	89	89	100.0	0	89
1999	0015	104	CATHOLIC FAMILY & CHILD SERVICES	COM	14A	LMH	862.92	100.0	862.92	4	4	100.0	0	4

1999	TOTALS: BUDGETED/UNDERWAY						0.00	0.0	0.00	0	0	0.0	0	0
	COMPLETED						57,862.92	100.0	57,862.92	93	93	100.0	0	93

							57,862.92	100.0	57,862.92	93	93	100.0	0	93

PGM YEAR	PROJ ID	IDIS ACT ID	ACTIVITY NAME	STATUS	MTX CD	NTL OBJ	Total		CDBG DRAWN AMOUNT	OCCUPIED TOTAL	UNITS L/M	% L/M	CUMULATIVE	
							EST. AMT	% CDBG					OCCUPIED OWNER	UNITS RENTER
1998	0002	72	CATHOLIC FAMILY & CHILD SERVICES	COM	14A	LMH	1,000.00	100.0	1,000.00	3	2	66.7	0	3
1998	0007	77	HOUSING REHABILITATION	COM	14A	LMH	60.48	0.0	60.48	0	0	0.0	0	0
1998	0010	80	ROSEWOOD PARK - AIR CONDITIONING	COM	14C	LMH	66,500.00	100.0	66,500.00	403	403	100.0	0	403

1998	TOTALS: BUDGETED/UNDERWAY						0.00	0.0	0.00	0	0	0.0	0	0
	COMPLETED						67,560.48	100.0	67,560.48	406	405	99.7	0	406

							67,560.48	100.0	67,560.48	406	405	99.7	0	406

PGM YEAR	PROJ ID	IDIS ACT ID	ACTIVITY NAME	STATUS	MTX CD	NTL OBJ	Total		CDBG DRAWN AMOUNT	OCCUPIED TOTAL	UNITS L/M	% L/M	CUMULATIVE	
							EST. AMT	% CDBG					OCCUPIED OWNER	UNITS RENTER
1996	0013	26	HOUSING REHAB	COM	14A	LMH	10,654.95	100.0	10,654.95	5	5	100.0	0	5

U.S. Department of Housing and Urban Development
 Office of Community Planning and Development
 Integrated Disbursement and Information System
 CDBG Housing Activities
 PASCO, WA

1996	TOTALS: BUDGETED/UNDERWAY	0.00	0.0	0.00	0	0	0.0	0	0
	COMPLETED	10,654.95	100.0	10,654.95	5	5	100.0	0	5

		10,654.95	100.0	10,654.95	5	5	100.0	0	5

PGM YEAR	PROJ ID	IDIS ACT ID	ACTIVITY NAME	STATUS	MTX CD	NTL OBJ	Total		CDBG DRAWN AMOUNT	OCCUPIED TOTAL	UNITS L/M	% L/M	CUMULATIVE	
							EST. AMT	% CDBG					OCCUPIED OWNER	UNITS RENTER
1995	0007	19	HOUSING REHAB	COM	14A	LMH	2,536.17	100.0	2,536.17	1	1	100.0	0	1
1995			TOTALS: BUDGETED/UNDERWAY				0.00	0.0	0.00	0	0	0.0	0	0
			COMPLETED				2,536.17	100.0	2,536.17	1	1	100.0	0	1

							2,536.17	100.0	2,536.17	1	1	100.0	0	1

PGM YEAR	PROJ ID	IDIS ACT ID	ACTIVITY NAME	STATUS	MTX CD	NTL OBJ	Total		CDBG DRAWN AMOUNT	OCCUPIED TOTAL	UNITS L/M	% L/M	CUMULATIVE	
							EST. AMT	% CDBG					OCCUPIED OWNER	UNITS RENTER
1994	0002	8	Unknown	COM	14B	LMH	0.00	0.0	0.00	0	0	0.0	0	0
1994			TOTALS: BUDGETED/UNDERWAY				0.00	0.0	0.00	0	0	0.0	0	0
			COMPLETED				0.00	0.0	0.00	0	0	0.0	0	0

							0.00	0.0	0.00	0	0	0.0	0	0

U.S. Department of Housing and Urban Development
 Office of Community Planning and Development
 Integrated Disbursement and Information System
 CDBG Activities Potentially Subject to Jobs/Services Public Benefit Calculation
 PASCO, WA

Program Year	Project ID	IDIS Activity ID	Activity Name	Status	Matrix Code	National Objective	Area Type	Area Name	CDBG Funded Amount	CDBG Drawn Amount
1995	0006	24	EAST LEWIS STREET BEAUTIFICATION	Completed	03K	LMJFI			19,994.10	19,994.10

1995 Totals									19,994.10	19,994.10
1996	0005	34	4TH AVENUE BEAUT	Completed	03Z	LMJFI			959.46	959.46
1996	0007	30	REVOLVING LOAN	Completed	18A	LMJ			25,000.00	25,000.00
1996	0008	86	EAST LEWIS STREET BEAUTIFICATION	Completed	03K	LMJFI			0.00	0.00
1996	0010	35	SYLVESTER PARK LIGHTS	Completed	03F	LMJFI			6,685.20	6,685.20

1996 Totals									32,644.66	32,644.66
1997	0013	45	REVOLVING LOAN-COUNCIL OF GOV.	Completed	18A	LMJ			18,949.44	18,949.44
1997	0013	61	REGIONAL REVOLVING LOAN FUND	Completed	18A	LMJ			0.00	0.00

1997 Totals									18,949.44	18,949.44
1998	0012	82	REGIONAL REVOLVING LOAN FUND	Completed	18A	LMJ			50,000.00	50,000.00

1998 Totals									50,000.00	50,000.00
1999	0008	97	REVOLVING LOAN FUND	Completed	18A	LMJ			100,000.00	100,000.00
1999	0012	101	EVERGREEN 504 PROGRAM ADMINISTRATION	Completed	18B	LMA			1,728.36	1,728.36

1999 Totals									101,728.36	101,728.36
2000	0003	117	B/F COUNCIL OF GOVT. REG. REVOLVING FUND	Completed	18A	LMJ			60,000.00	60,000.00

2000 Totals									60,000.00	60,000.00
2001	0003	140	CERTIFIED KITCHEN COMPLEX	Completed	18A	LMA			41,863.66	41,863.66
2001	0003	148	TECHNICAL ASSISTANCE IN COMMUNITY DEV.	Completed	18B	LMJ			1,500.00	1,500.00

2001 Totals									43,363.66	43,363.66
2002	0003	175	PDDA STARTUP	Completed	18B	LMA			26,268.54	26,268.54

U.S. Department of Housing and Urban Development
 Office of Community Planning and Development
 Integrated Disbursement and Information System
 CDBG Activities Potentially Subject to Jobs/Services Public Benefit Calculation
 PASCO, WA

Program Year	Project ID	IDIS Activity ID	Activity Name	Status	Matrix Code	National Objective	Area Type	Area Name	CDBG Funded Amount	CDBG Drawn Amount	
-----									2002 Totals	26,268.54	26,268.54
2003	0003	162	COMM KIT BUSINESS INCUBATOR	Completed	17C	LMJ	Target	CENTRAL CORE REVITALIZATION AREA	150,136.34	150,136.34	
2003	0003	181	PASCO COMMERCIAL KITCHEN INCUBATOR	Completed	18A	LMJ			37,481.46	37,481.46	
-----									2003 Totals	187,617.80	187,617.80
2004	0006	203	PASCO DOWNTOWN DEVELOPMENT KITCHEN	Completed	18A	LMJ			47,405.00	47,405.00	
-----									2004 Totals	47,405.00	47,405.00
2005	0005	216	PDDA-COMMERCIAL KITCHEN	Completed	18A	LMJ			50,000.00	50,000.00	
-----									2005 Totals	50,000.00	50,000.00
2006	0003	225	PDDA-COMMERCIAL KITCHEN	Completed	18B	LMA			65,000.00	65,000.00	
-----									2006 Totals	65,000.00	65,000.00
2007	0003	237	PDDA COMMERCIAL KITCHEN	Completed	18B	LMJ	Target	CENTRAL CORE REVITALIZATION AREA	50,000.00	50,000.00	
-----									2007 Totals	50,000.00	50,000.00
2008	0003	249	PDDA COMMERCIAL KITCHEN	Completed	18B	LMJ			50,000.00	50,000.00	
-----									2008 Totals	50,000.00	50,000.00
2009	2989	265	PASCO COMMERCIAL KITCHEN	Completed	18B	LMJ	Target	CENTRAL CORE REVITALIZATION AREA	65,000.00	65,000.00	
-----									2009 Totals	65,000.00	65,000.00
2010	4644	280	PASCO COMMERCIAL KITCHEN	Completed	18B	LMJ	Target	CENTRAL CORE REVITALIZATION AREA	50,000.00	50,000.00	
-----									2010 Totals	50,000.00	50,000.00
2011	1798	289	PASCO SPECIALTY KITCHEN	Completed	18B	LMJ	Target	CENTRAL CORE REVITALIZATION AREA	50,000.00	50,000.00	
-----									2011 Totals	50,000.00	50,000.00

U.S. Department of Housing and Urban Development
 Office of Community Planning and Development
 Integrated Disbursement and Information System
 CDBG Activities Potentially Subject to Jobs/Services Public Benefit Calculation
 PASCO, WA

Program Year	Project ID	IDIS Activity ID	Activity Name	Status	Matrix Code	National Objective	Area Type	Area Name	CDBG Funded Amount	CDBG Drawn Amount	
2012	0500	299	PASCO SPECIALTY KITCHEN	Completed	18B	LMJ	Target	CENTRAL CORE REVITALIZATION AREA	50,000.00	50,000.00	
-----									2012 Totals	50,000.00	50,000.00
2013	8062	311	PASCO SPECIALTY KITCHEN	Completed	18B	LMJ	Target	CENTRAL CORE REVITALIZATION AREA	50,000.00	50,000.00	
-----									2013 Totals	50,000.00	50,000.00
2014	9999	322	PASCO SPECIALTY KITCHEN SMALL BUSINESSES	Completed	18B	LMJ	Target	CENTRAL CORE REVITALIZATION AREA	24,999.82	24,999.82	
-----									2014 Totals	24,999.82	24,999.82
2015	8992	340	PASCO SPECIALTY KITCHEN	Completed	18B	LMJ			50,000.00	50,000.00	
-----									2015 Totals	50,000.00	50,000.00
2016	0930	354	PASCO SPECIALTY KITCHEN	Completed	18B	LMJ			55,682.77	55,682.77	
-----									2016 Totals	55,682.77	55,682.77
2017	0435	365	PASCO SPECIALTY KITCHEN	Completed	18B	LMJ			65,147.62	65,147.62	
-----									2017 Totals	65,147.62	65,147.62
2018	5857	374	PASCO SPECIALTY KITCHEN	Completed	18B	LMJ			79,446.20	79,446.20	
-----									2018 Totals	79,446.20	79,446.20
2019	6469	384	PASCO SPECIALTY KITCHEN	Open	18B	LMJ			0.00	0.00	
-----									2019 Totals	0.00	0.00
-----									Grand Totals	1,343,247.97	1,343,247.97



U.S. Department of Housing and Urban Development
 Office of Community Planning and Development
 Integrated Disbursement and Information System
 CDBG Summary of Accomplishments
 Program Year: 2018

DATE: 03-04-19
 TIME: 14:58
 PAGE: 1

PASCO

Count of CDBG Activities with Disbursements by Activity Group & Matrix Code

Activity Group	Activity Category	Open Count	Open Activities Disbursed	Completed Count	Completed Activities Disbursed	Program Year Count	Total Activities Disbursed
Acquisition	Disposition (02)	1	\$0.00	0	\$0.00	1	\$0.00
	Total Acquisition	1	\$0.00	0	\$0.00	1	\$0.00
Economic Development	Rehab; Publicly or Privately-Owned Commercial/Industrial (14E)	1	\$1,834.01	1	\$70,532.88	2	\$72,366.89
	ED Technical Assistance (18B)	0	\$0.00	2	\$105,579.72	2	\$105,579.72
	Total Economic Development	1	\$1,834.01	3	\$176,112.60	4	\$177,946.61
Housing	Rehab; Single-Unit Residential (14A)	2	\$25,492.82	0	\$0.00	2	\$25,492.82
	Code Enforcement (15)	0	\$0.00	1	\$73,830.00	1	\$73,830.00
	Total Housing	2	\$25,492.82	1	\$73,830.00	3	\$99,322.82
Public Facilities and Improvements	Parks, Recreational Facilities (03F)	3	\$258,357.07	0	\$0.00	3	\$258,357.07
	Other Public Improvements Not Listed in 03A-03S (03Z)	0	\$0.00	1	\$10,575.56	1	\$10,575.56
	Total Public Facilities and Improvements	3	\$258,357.07	1	\$10,575.56	4	\$268,932.63
Public Services	Senior Services (05A)	0	\$0.00	1	\$31,640.00	1	\$31,640.00
	Other Public Services Not Listed in 05A-05Y, 03T (05Z)	0	\$0.00	3	\$63,285.00	3	\$63,285.00
	Total Public Services	0	\$0.00	4	\$94,925.00	4	\$94,925.00
General Administration and Planning	General Program Administration (21A)	1	\$124,541.92	0	\$0.00	1	\$124,541.92
	Total General Administration and Planning	1	\$124,541.92	0	\$0.00	1	\$124,541.92
Grand Total		8	\$410,225.82	9	\$355,443.16	17	\$765,668.98



U.S. Department of Housing and Urban Development
 Office of Community Planning and Development
 Integrated Disbursement and Information System
 CDBG Summary of Accomplishments
 Program Year: 2018

DATE: 03-04-19
 TIME: 14:58
 PAGE: 2

PASCO

CDBG Sum of Actual Accomplishments by Activity Group and Accomplishment Type

Activity Group	Matrix Code	Accomplishment Type	Open Count	Completed Count	Program Year Totals
Economic Development	Rehab; Publicly or Privately-Owned Commercial/Industrial (14E)	Business	11,620	5,810	17,430
	ED Technical Assistance (18B)	Jobs	0	48	48
	Total Economic Development		11,620	5,858	17,478
Housing	Rehab; Single-Unit Residential (14A)	Housing Units	3	0	3
	Code Enforcement (15)	Housing Units	0	32,180	32,180
	Total Housing		3	32,180	32,183
Public Facilities and Improvements	Parks, Recreational Facilities (03F)	Public Facilities	144,135	0	144,135
	Other Public Improvements Not Listed in 03A-03S (03Z)	Public Facilities	0	42	42
	Total Public Facilities and Improvements		144,135	42	144,177
Public Services	Senior Services (05A)	Persons	0	488	488
	Other Public Services Not Listed in 05A-05Y, 03T (05Z)	Persons	0	71,635	71,635
	Total Public Services		0	72,123	72,123
Grand Total			155,758	110,203	265,961



PASCO

CDBG Beneficiaries by Racial / Ethnic Category

Housing-Non Housing	Race	Total Persons	Total Hispanic		Total Hispanic Households
			Persons	Total Households	
Housing	White	0	0	3	0
	Total Housing	0	0	3	0
Non Housing	White	542	79	0	0
	Black/African American	11	0	0	0
	Asian	12	0	0	0
	American Indian/Alaskan Native	6	0	0	0
	Native Hawaiian/Other Pacific Islander	2	0	0	0
	Black/African American & White	1	0	0	0
	Other multi-racial	4	0	0	0
	Total Non Housing	578	79	0	0
Grand Total	White	542	79	3	0
	Black/African American	11	0	0	0
	Asian	12	0	0	0
	American Indian/Alaskan Native	6	0	0	0
	Native Hawaiian/Other Pacific Islander	2	0	0	0
	Black/African American & White	1	0	0	0
	Other multi-racial	4	0	0	0
	Total Grand Total	578	79	3	0



PASCO

CDBG Beneficiaries by Income Category

	Income Levels	Owner Occupied	Renter Occupied	Persons
Housing	Extremely Low (<=30%)	3	0	0
	Low (>30% and <=50%)	0	0	0
	Mod (>50% and <=80%)	0	0	0
	Total Low-Mod	3	0	0
	Non Low-Mod (>80%)	0	0	0
	Total Beneficiaries	3	0	0
Non Housing	Extremely Low (<=30%)	0	0	239
	Low (>30% and <=50%)	0	0	200
	Mod (>50% and <=80%)	0	0	75
	Total Low-Mod	0	0	514
	Non Low-Mod (>80%)	0	0	18
	Total Beneficiaries	0	0	532



Office of Community Planning and Development
 U.S. Department of Housing and Urban Development
 Integrated Disbursement and Information System
 PR26 - CDBG Financial Summary Report
 Program Year 2018
 PASCO , WA

DATE: 03-04-19
 TIME: 15:00
 PAGE: 1

PART I: SUMMARY OF CDBG RESOURCES

01 UNEXPENDED CDBG FUNDS AT END OF PREVIOUS PROGRAM YEAR	833,209.34
02 ENTITLEMENT GRANT	756,230.00
03 SURPLUS URBAN RENEWAL	0.00
04 SECTION 108 GUARANTEED LOAN FUNDS	0.00
05 CURRENT YEAR PROGRAM INCOME	0.00
05a CURRENT YEAR SECTION 108 PROGRAM INCOME (FOR SI TYPE)	0.00
06 FUNDS RETURNED TO THE LINE-OF-CREDIT	0.00
06a FUNDS RETURNED TO THE LOCAL CDBG ACCOUNT	0.00
07 ADJUSTMENT TO COMPUTE TOTAL AVAILABLE	0.00
08 TOTAL AVAILABLE (SUM, LINES 01-07)	1,589,439.34

PART II: SUMMARY OF CDBG EXPENDITURES

09 DISBURSEMENTS OTHER THAN SECTION 108 REPAYMENTS AND PLANNING/ADMINISTRATION	641,127.06
10 ADJUSTMENT TO COMPUTE TOTAL AMOUNT SUBJECT TO LOW/MOD BENEFIT	0.00
11 AMOUNT SUBJECT TO LOW/MOD BENEFIT (LINE 09 + LINE 10)	641,127.06
12 DISBURSED IN IDIS FOR PLANNING/ADMINISTRATION	124,541.92
13 DISBURSED IN IDIS FOR SECTION 108 REPAYMENTS	0.00
14 ADJUSTMENT TO COMPUTE TOTAL EXPENDITURES	0.00
15 TOTAL EXPENDITURES (SUM, LINES 11-14)	765,668.98
16 UNEXPENDED BALANCE (LINE 08 - LINE 15)	823,770.36

PART III: LOWMOD BENEFIT THIS REPORTING PERIOD

17 EXPENDED FOR LOW/MOD HOUSING IN SPECIAL AREAS	0.00
18 EXPENDED FOR LOW/MOD MULTI-UNIT HOUSING	0.00
19 DISBURSED FOR OTHER LOW/MOD ACTIVITIES	641,127.06
20 ADJUSTMENT TO COMPUTE TOTAL LOW/MOD CREDIT	0.00
21 TOTAL LOW/MOD CREDIT (SUM, LINES 17-20)	641,127.06
22 PERCENT LOW/MOD CREDIT (LINE 21/LINE 11)	100.00%

LOW/MOD BENEFIT FOR MULTI-YEAR CERTIFICATIONS

23 PROGRAM YEARS(PY) COVERED IN CERTIFICATION	PY: PY: PY:
24 CUMULATIVE NET EXPENDITURES SUBJECT TO LOW/MOD BENEFIT CALCULATION	0.00
25 CUMULATIVE EXPENDITURES BENEFITING LOW/MOD PERSONS	0.00
26 PERCENT BENEFIT TO LOW/MOD PERSONS (LINE 25/LINE 24)	0.00%

PART IV: PUBLIC SERVICE (PS) CAP CALCULATIONS

27 DISBURSED IN IDIS FOR PUBLIC SERVICES	94,925.00
28 PS UNLIQUIDATED OBLIGATIONS AT END OF CURRENT PROGRAM YEAR	0.00
29 PS UNLIQUIDATED OBLIGATIONS AT END OF PREVIOUS PROGRAM YEAR	0.00
30 ADJUSTMENT TO COMPUTE TOTAL PS OBLIGATIONS	0.00
31 TOTAL PS OBLIGATIONS (LINE 27 + LINE 28 - LINE 29 + LINE 30)	94,925.00
32 ENTITLEMENT GRANT	756,230.00
33 PRIOR YEAR PROGRAM INCOME	16,029.40
34 ADJUSTMENT TO COMPUTE TOTAL SUBJECT TO PS CAP	0.00
35 TOTAL SUBJECT TO PS CAP (SUM, LINES 32-34)	772,259.40
36 PERCENT FUNDS OBLIGATED FOR PS ACTIVITIES (LINE 31/LINE 35)	12.29%

PART V: PLANNING AND ADMINISTRATION (PA) CAP

37 DISBURSED IN IDIS FOR PLANNING/ADMINISTRATION	124,541.92
38 PA UNLIQUIDATED OBLIGATIONS AT END OF CURRENT PROGRAM YEAR	20,000.00
39 PA UNLIQUIDATED OBLIGATIONS AT END OF PREVIOUS PROGRAM YEAR	0.00
40 ADJUSTMENT TO COMPUTE TOTAL PA OBLIGATIONS	0.00
41 TOTAL PA OBLIGATIONS (LINE 37 + LINE 38 - LINE 39 +LINE 40)	144,541.92
42 ENTITLEMENT GRANT	756,230.00
43 CURRENT YEAR PROGRAM INCOME	0.00
44 ADJUSTMENT TO COMPUTE TOTAL SUBJECT TO PA CAP	0.00
45 TOTAL SUBJECT TO PA CAP (SUM, LINES 42-44)	756,230.00
46 PERCENT FUNDS OBLIGATED FOR PA ACTIVITIES (LINE 41/LINE 45)	19.11%



Office of Community Planning and Development
 U.S. Department of Housing and Urban Development
 Integrated Disbursement and Information System
 PR26 - CDBG Financial Summary Report
 Program Year 2018
 PASCO , WA

DATE: 03-04-19
 TIME: 15:00
 PAGE: 3

LINE 27 DETAIL: ACTIVITIES INCLUDED IN THE COMPUTATION OF LINE 27

Plan Year	IDIS Project	IDIS Activity	Voucher Number	Activity Name	Matrix Code	National Objective	Drawn Amount
2018	2	372	6203065	SENIOR CENTER RECREATION SPECIALIST	05A	LMC	\$31,640.00
					05A	Matrix Code	\$31,640.00
2018	2	370	6203065	CIVIC CENTER RECREATION SPECIALIST	05Z	LMA	\$20,867.55
2018	2	370	6233844	CIVIC CENTER RECREATION SPECIALIST	05Z	LMA	\$227.45
2018	2	371	6203065	MLK CENTER RECREATION SPECIALIST	05Z	LMA	\$17,287.27
2018	2	371	6233844	MLK CENTER RECREATION SPECIALIST	05Z	LMA	\$3,807.73
2018	2	373	6233844	YMCA MLK COMMUNITY CENTER REC PROGRAM	05Z	LMA	\$21,095.00
					05Z	Matrix Code	\$63,285.00
Total							\$94,925.00

LINE 37 DETAIL: ACTIVITIES INCLUDED IN THE COMPUTATION OF LINE 37

Plan Year	IDIS Project	IDIS Activity	Voucher Number	Activity Name	Matrix Code	National Objective	Drawn Amount
2018	1	369	6203065	PROGRAM ADMINISTRATION	21A		\$81,881.75
2018	1	369	6233844	PROGRAM ADMINISTRATION	21A		\$30,660.17
2018	1	369	6239599	PROGRAM ADMINISTRATION	21A		\$12,000.00
					21A	Matrix Code	\$124,541.92
Total							\$124,541.92




Office of Community Planning and Development
U.S. Department of Housing and Urban Development
Integrated Disbursement and Information System

DATE: 03-04-19
TIME: 15:03
PAGE: 1

Expenditure Report
Use of CDBG Funds by PASCO, WA
from 01-01-2018 to 12-31-2018

Matrix Code	Activity Group	Matrix Code Name	Disbursements	Percent of Total
14E	ED	Rehab; Publicly or Privately-Owned Commercial/Industrial	72,366.89	9.45%
18B	ED	ED Technical Assistance	105,579.72	13.79%
Subtotal for : Economic Development			177,946.61	23.24%
14A	HR	Rehab; Single-Unit Residential	25,492.82	3.33%
15	HR	Code Enforcement	73,830.00	9.64%
Subtotal for : Housing			99,322.82	12.97%
03F	PI	Parks, Recreational Facilities	258,357.07	33.74%
03Z	PI	Other Public Improvements Not Listed in 03A-03S	10,575.56	1.38%
Subtotal for : Public Facilities and Improvements			268,932.63	35.12%
05A	PS	Senior Services	31,640.00	4.13%
05Z	PS	Other Public Services Not Listed in 05A-05Y, 03T	63,285.00	8.27%
Subtotal for : Public Services			94,925.00	12.40%
21A	AP	General Program Administration	124,541.92	16.27%
Subtotal for : General Administration and Planning			124,541.92	16.27%
Total Disbursements			765,668.98	100.00%



U.S. Department of Housing and Urban Development
Office of Community Planning and Development
Integrated Disbursement and Information System
PR52 - PASCO,WA - CDBG Exception Report

DATE: 03-04-19
TIME: 15:05
PAGE: 1

LMH and LMJ Activities with Expenditures but No Accomplishments Reported During
2018 Program Year

IDIS Activity ID	Status	Matrix Code	National Objective	Expenditures
375	Open	14A - Rehab; Single-Unit Residential	LMH - LOW/MOD HOUSING BENEFIT	6,867.22



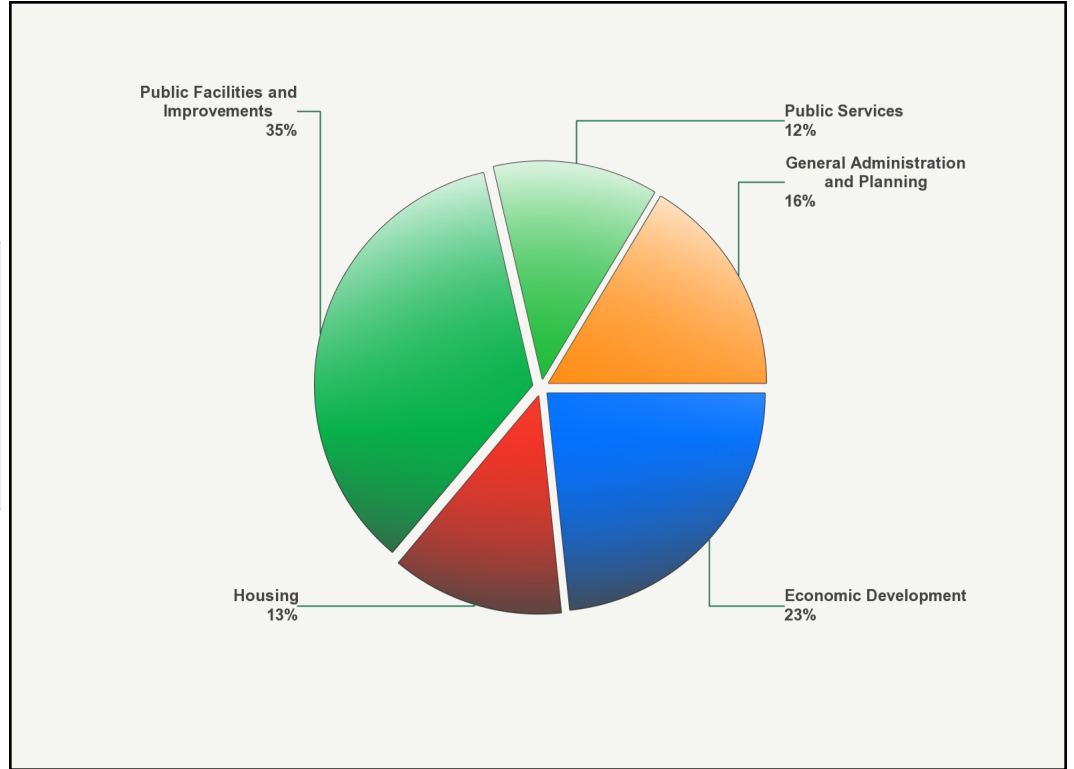
Program Year 2018 Funds

2018 CDBG Allocation	\$756,230.00
Program Income Received During Program Year 2018	\$0.00
Funds Returned to Local Program Account During Program Year 2018	\$0.00
Total Available¹	\$756,230.00

Expenditures²

Type of Activity	Expenditure	Percentage
Economic Development	\$177,946.61	23.24%
Housing	\$99,322.82	12.97%
Public Facilities and Improvements	\$268,932.63	35.12%
Public Services	\$94,925.00	12.40%
General Administration and Planning	\$124,541.92	16.27%
Total	\$765,668.98	100.00%

Expenditures by Type of Activity (%) Expenditures by Type of Activity (\$)



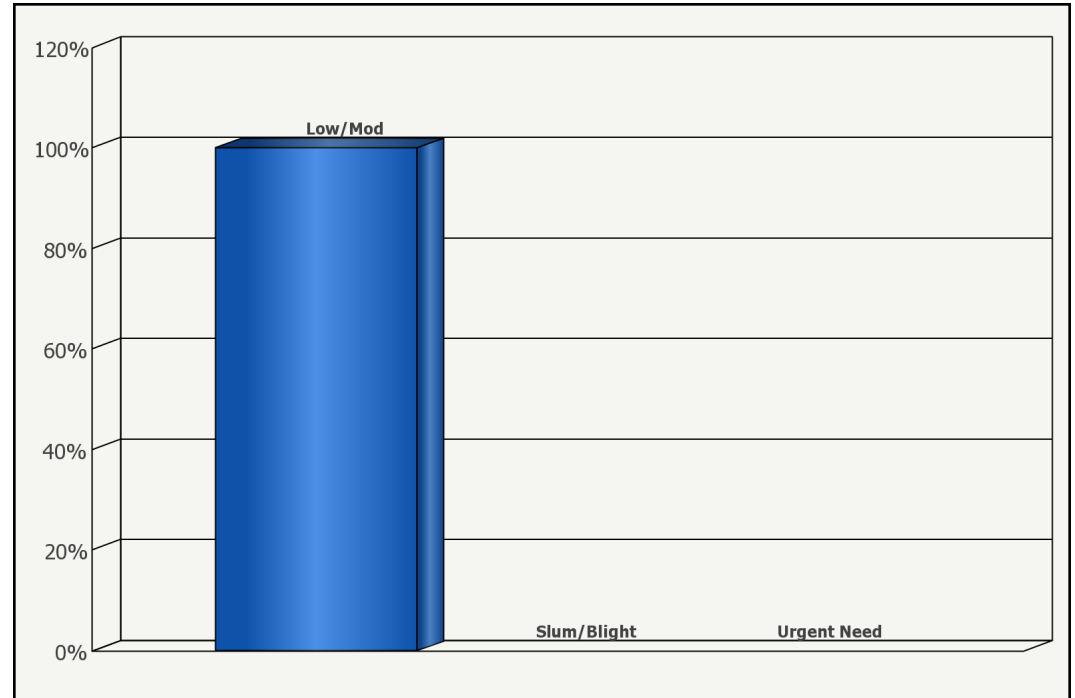
Timeliness

Timeliness Ratio - unexpended funds as percent of 2018 allocation	1.45
---	------



Program Targeting

1 -Percentage of Expenditures Assisting Low- and Moderate-Income Persons and Households Either Directly or On an Area Basis ³	100.00%
2 -Percentage of Expenditures That Benefit Low/Mod Income Areas	72.97%
3 -Percentage of Expenditures That Aid in The Prevention or Elimination of Slum or Blight	0.00%
4 -Percentage of Expenditures Addressing Urgent Needs	0.00%
5 -Funds Expended in Neighborhood (Community For State) Revitalization Strategy Areas and by Community Development Financial Institution.	\$0.00
6 -Percentage of Funds Expended in Neighborhood (Community For State) Revitalization Strategy Areas and by Community Development Financial Institution	0.00%



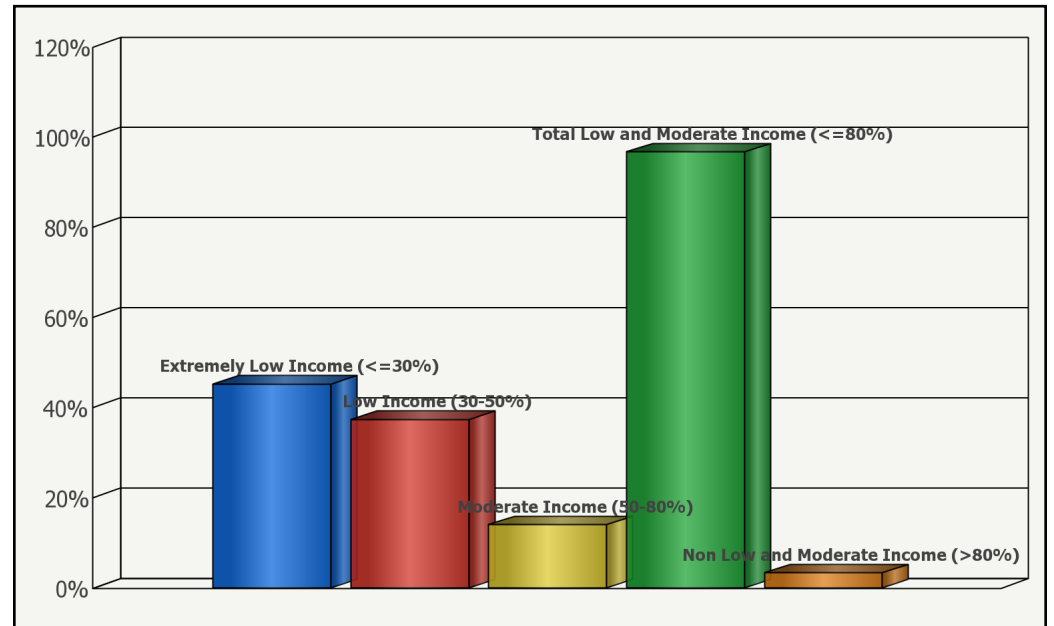


CDBG Beneficiaries by Racial/Ethnic Category⁴

Race	Total	Hispanic
White	94.77%	100.00%
Black/African American	1.68%	0.00%
Asian	2.06%	0.00%
American Indian/Alaskan Native	0.75%	0.00%
Native Hawaiian/Other Pacific Islander	0.37%	0.00%
American Indian/Alaskan Native & White	0.00%	0.00%
Asian & White	0.00%	0.00%
Black/African American & White	0.19%	0.00%
Amer. Indian/Alaskan Native & Black/African Amer.	0.00%	0.00%
Other multi-racial	0.19%	0.00%
Asian/Pacific Islander (valid until 03-31-04)	0.00%	0.00%
Hispanic (valid until 03-31-04)	0.00%	0.00%

Income of CDBG Beneficiaries

Income Level	Percentage
Extremely Low Income (<=30%)	45.23%
Low Income (30-50%)	37.38%
Moderate Income (50-80%)	14.02%
Total Low and Moderate Income (<=80%)	96.64%
Non Low and Moderate Income (>80%)	3.36%





U.S. Department of Housing and Urban Development
Office of Community Planning and Development
Integrated Disbursement and Information System
CDBG Community Development Block Grant Performance Profile
PR54 - PASCO,WA
Program Year From 01-01-2018 To 12-31-2018

DATE: 03-04-19
TIME: 15:07
PAGE: 4

Accomplishment	Number
Actual Jobs Created or Retained	20
Households Receiving Housing Assistance	3
Persons Assisted Directly, Primarily By Public Services and Public Facilities	505
Persons for Whom Services and Facilities were Available	115,435 ⁵
Units Rehabilitated-Single Units	3
Units Rehabilitated-Multi Unit Housing	0

Funds Leveraged for Activities Completed \$355,443.16

Notes

1 Also, additional funds may have been available from prior years.

2 The return of grant funds is not reflected in these expenditures.

3 Derived by dividing annual expenditures for low-and moderate-income activities by the total expenditures for all activities (excluding planning and administration, except when State planning activities have a national objective) during the program year.

4 For entitlement communities, these data are only for those activities that directly benefit low- and moderate-income persons or households. They do not include data for activities that provide assistance to low- and moderate-income persons on an area basis, activities that aid in the prevention and elimination of slums and blight, and activities that address urgent needs. For states, these data are reported for all activities that benefit low- and moderate-income persons or households, aid in the prevention and elimination of slums and blight, and address urgent needs.

5 This number represents the total number of persons/households for whom services/facilities were available for [in many cases] multiple area benefit activities as reported by grantees. A service or facility meeting the national objective of benefiting low- and moderate-income persons on an area basis is available to all residents of the area served by the activity. If one or more activities had the same or overlapping service areas, the number of persons served by each activity was used to calculate the total number served; e.g., if two activities providing different services had the same service area, the number of persons in the service area would be counted twice; once for each activity.